Machines & Aluminium Center
مركز ماكينات ومستلزمات الألومنيوم

HINGED ALUMINIUM DOORS PROFILES

قطاعات الأبواب الألومنيوم المفصلية



ROCK 60

SONATA 45

2025

VER. 01

www.mac-alum.com

MACHINES & ALUMINIUM CENTER

Machines and Aluminum Center is an Egyptian based company established in the year 1981 and started its activity with aluminium applications in architectural and construction field.

They represent and cooperate with several leading European firms in field of aluminium business including aluminium fabrication machinery, accessories and hardware for architectural applications and different aluminium systems varying from windows and doors, up to facades and solar protection.

Our goal is to supply our clients with whatever is needed to apply our aluminium systems in the building construction. We are specialized in supplying all required machinery, equipments, dies, punches, hardware and fittings for our aluminium systems.

We offer a wide range of products to local market and neighbor countries. Our product range includes windows and doors, partition systems, different façade solutions and the related integrated accessories.

We partner with our customers with value added services which means that with the help of our specialized team of engineers, we provide our clients with technical support to assist them in improving their product's quality.

We are committed to innovative and creative product design to fulfill all architectural requirements. Our products can meet the most exacting engineering and technical standards while overcoming sophisticated design challenges.

Machines & Aluminium Center
مركز ماكينات ومستلزمات الألومنيوم

The profiles shown in this catalogue are patented.
The items shown are the exclusive property of ***MACHINES & ALUMINIUM CENTER*** and may not be even partially reproduced without ***MACHINES & ALUMINIUM CENTER*** authorization.
The manufacturer reserves the right to modify the items in this catalog without advanced notice.

INDEX

ROCK 60

SONATA 45

ROCK 60

DOORS

- Offers integrated inward or outward hinged doors solution with facade systems adding an aesthetic value to the glass facades.
- Wide variety of frames and sashes in design and aesthetic shapes that match the architectural trends while offering a full range of accessories for various types of openings.
- Can be provided with triple glazing and with double glazing
- Used for large openings doors.

Technical Characteristics

Frame	Depth	61 mm. to 104 mm.
	Height	52 mm. to 130 mm.
Sash	Depth	39 mm. to 71 mm.
	Height	57 mm. to 113 mm.
Max Glass Thickness	Up to 36 mm.	
Max Sash Weight	Up to 140 kg.	
Sealing Type	EPDM gasket with central gasket	

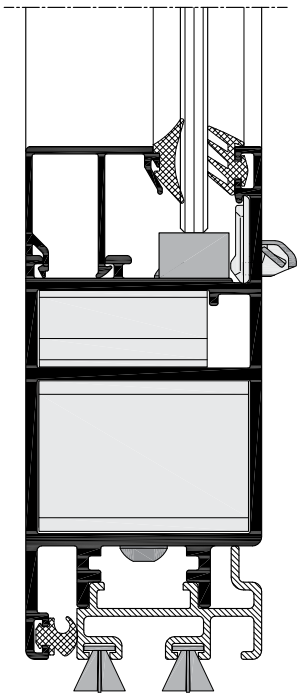

ECO CERTIFICAZIONI

EUROPEAN CERTIFYING ORGANIZATION S.P.A.
NOTIFIED TESTING LABORATORY N. 0714
FOR REGULATION (EU) No 305/2011

CLASSIFICATION ASSESSMENT
N. 0714-CPR-1312 DATED FEBRUARY, 12 2016

In compliance with Regulation (EU) No. 305/2011 of the European Parliament and of the Council of 9 March 2011, that replaces Council Directive 89/106/EEC and lays down conditions for the placing or making available on the market of construction products by establishing harmonised rules on how to express their performance in relation to their essential characteristics and taking account of the horizontal legal framework for the marketing of products in the internal market, established by Regulation (EC) No. 765/2008 of the European Parliament and of the Council of 9 July 2008 setting out the requirements for accreditation and market surveillance relating to the marketing of products, as well as by Decision No. 768/2008/EC of the European Parliament and of the Council of 9 July 2008 on a common framework for the marketing of products,
and in compliance with hEN 14351-1:2006 – A1:2010 Windows and doors - Product standard, performance characteristics - Part 1: Windows and external pedestrian doorsets without resistance to fire and/or smoke leakage characteristics, which is currently in force,
European Certifying Organization S.p.A., notified laboratory NB 0714, carried out the following:

type-testing

for the determination of the essential characteristics

Air Permeability – Water tightness – Resistance to Wind Load

on the below mentioned external pedestrian doorset without resistance to fire and/or smoke leakage characteristics
in compliance with EN 12207:1999, EN 12208:1999, EN 12210:1999 – Classification,
EN 1026:2000, EN 1027:2000, EN 12211:2000 – Tests and calculations
System of assessment and verification of constancy of performance 3

The specimen, as provided by the Manufacturer, was identified as follows:

DESCRIPTION OF THE PRODUCT	
Type:	Hinged Window, Single Leaf (open in).
Model:	ROCK 60 – Hinged System Width= 800 mm, Height = 1,200 mm, Thickness = 70 mm
Fabrication number:	-
Date of fabrication:	2016
PRODUCED IN THE FACTORY	
Name:	MACHINES & ALUMINIUM CENTER
Adress:	122, MOHIY AL-DIN ABU AL-EZZ ST., DOKKI - GIZA - EGYPT
PLACED ON THE MARKET BY	
Name:	MACHINES & ALUMINIUM CENTER
Adress:	122, MOHIY AL-DIN ABU AL-EZZ ST., DOKKI - GIZA - EGYPT

Taking into account the documentation submitted by the Manufacturer and on the basis of the results of the type-testing carried out, as described in the laboratory report ECO CP0025/7, dated February 10, 2016, in accordance with Annex ZA of hEN 14351-1:2006 – A1:2010 and with the EN 12207:1999, EN 12208:1999 and EN 12210:1999 classification, to the specimen, as previously identified,

THE FOLLOWING CLASSIFICATION IS AWARDED

AIR PERMEABILITY:	CLASS 4
WATERTIGHTNESS:	CLASS E900
RESISTANCE TO WIND LOAD:	CLASS C4

The results refer only to the specimen that has been provided by the Manufacturer and submitted to type-testing listed above.
This classification assessment consists of 1 page and its reproduction is permitted in full only.

Faenza, February 12, 2016

Resp. Tecnico ECO S.p.A.
Ing. Gianluca Gherardi

ECO Certificazioni S.p.A. • Via Mengolina, 33
48018 Faenza (RA) - ITALY
Tel. +39 0546 624911 • Fax +39 0546 624922
E-mail: info@eco-cert.it • www.ecocertificazioni.eu

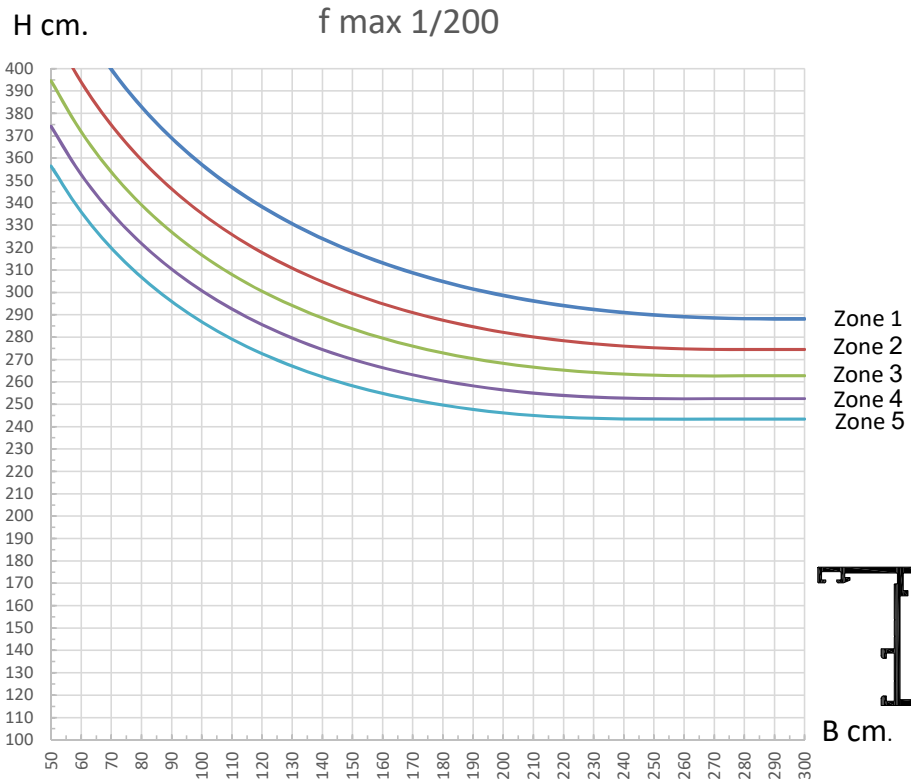
H cm.
f max 1/200
400
390
380
370
360
350
340
330
320
310
300
290
280
270
260
250
240
230
220
210
200
190
180
170
160
150
140
130
120
110
100
50
60
70
80
90
100
110
120
130
140
150
160
170
180
190
200
210
220
230
240
250
260
270
280
290
300
Zone 1
Zone 2
Zone 3
Zone 4
Zone 5
B cm.

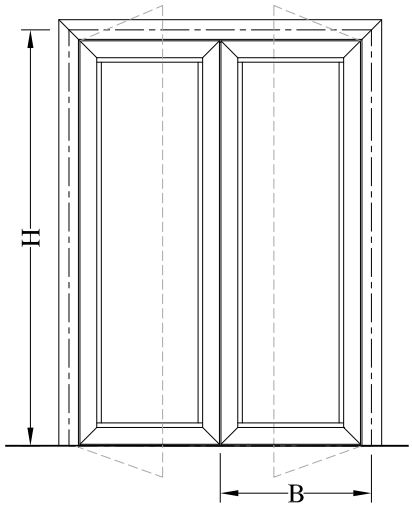
H
B

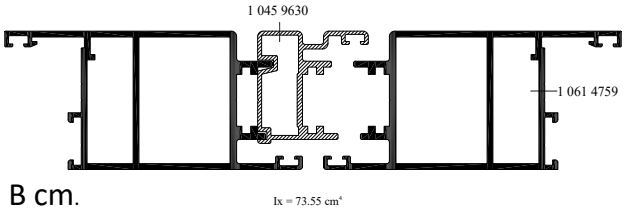
1 045 9630
1 061 4759
Ix = 73.55 cm⁴

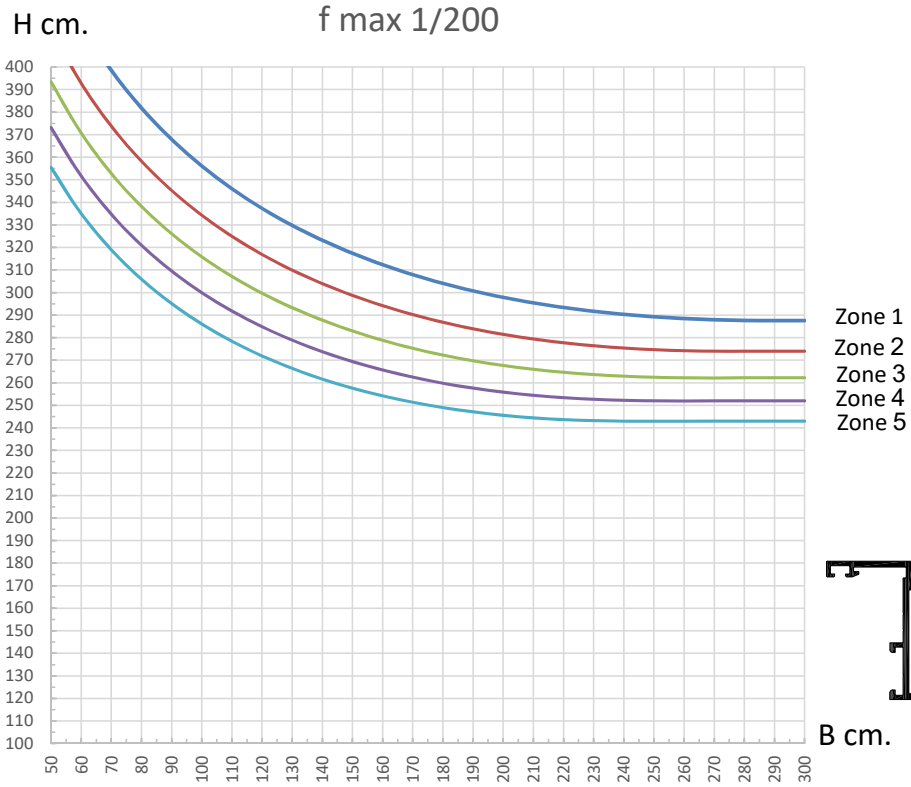
H cm.
f max 1/200
400
390
380
370
360
350
340
330
320
310
300
290
280
270
260
250
240
230
220
210
200
190
180
170
160
150
140
130
120
110
100
50
60
70
80
90
100
110
120
130
140
150
160
170
180
190
200
210
220
230
240
250
260
270
280
290
300
Zone 1
Zone 2
Zone 3
Zone 4
Zone 5
B cm.

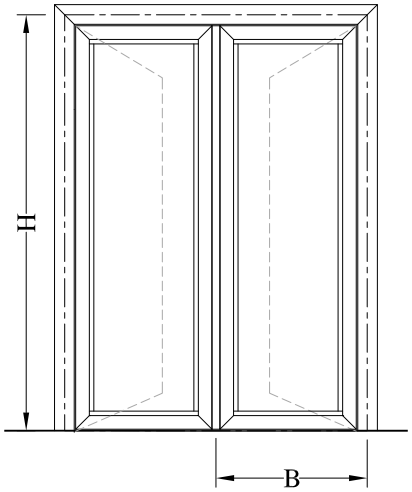
H
B

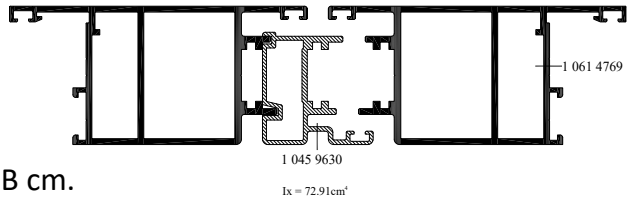
1 061 4769
1 045 9630
Ix = 72.91cm⁴

Section	Profile no.	Description	Weight kg/m	Perimeter mm	Inertia		Page
					Ix	Iy	
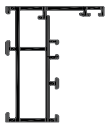	1 061 1100	Frame Profile	1.103	345	18.37	6.20	20
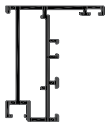	1 061 1110	Frame Profile	1.031	341	18.36	5.75	20
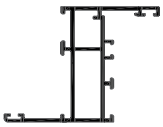	1 061 1130	Frame Profile	1.245	426	23.65	12.10	20
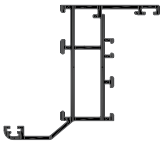	1 061 1138	Frame Profile	1.315	449	29.93	13.80	20
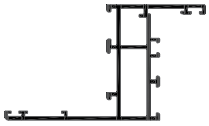	1 061 1150	Frame Profile	1.387	490	27.49	25.59	21
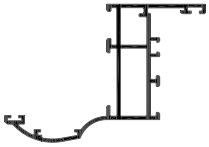	1 061 1152	Frame Profile	1.451	518	34.46	30.88	21
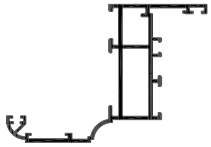	1 061 1153	Frame Profile	1.474	534	36.80	33.80	21
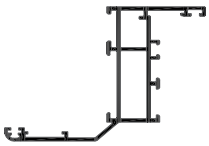	1 061 1158	Frame Profile	1.431	506	35.25	28.58	21
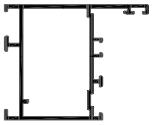	1 061 1200	Frame Profile	1.291	407	25.74	21.04	22
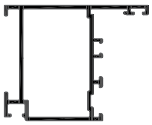	1 061 1210	Frame Profile	1.270	404	25.76	20.57	22

Section	Profile no.	Description	Weight kg/m	Perimeter mm	Inertia		Page
					Ix	Iy	
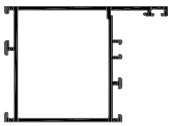	1 061 1300	Frame Profile	1.342	414	28.27	32.36	22
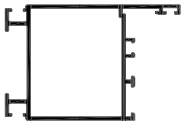	1 061 1320	Frame Profile	1.459	464	30.33	39.34	22
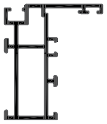	1 061 1810	Frame Profile	1.122	362	18.02	6.25	23
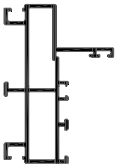	1 061 2082	Frame Profile	1.437	459	36.25	9.05	23
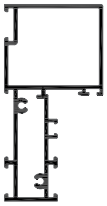	1 061 2103	Frame Profile	1.719	434	71.20	17.15	23
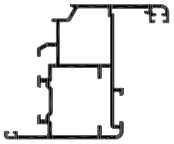	1 061 4122	Leaf Profile	1.585	459	37.46	23.84	23
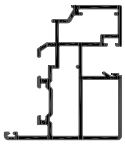	1 061 4140	Leaf Profile	1.549	408	30.78	14.22	24
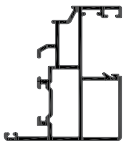	1 061 4150	Leaf Profile	1.474	421	30.37	12.15	24
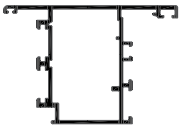	1 061 4220	Leaf Profile	1.454	468	28.75	27.64	24
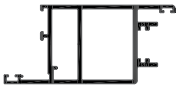	10614759	Leaf Profile	2.258	459	32.72	66.66	25

Section	Profile no.	Description	Weight kg/m	Perimeter mm	Inertia		Page
					Ix	Iy	
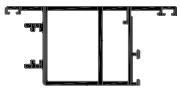	10614769	Leaf Profile	2.258	459	31.60	66.66	25
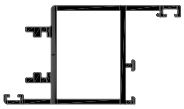	10614959	Leaf Profile	1.715	414	24.99	32.61	25
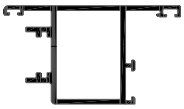	10614969	Leaf Profile	1.715	414	23.70	32.61	25
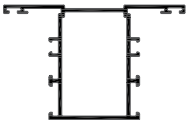	10615020	Transom Profile	1.372	469	26.23	26.58	26
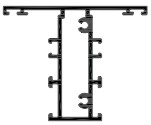	10615110	Transom Profile	1.264	426	21.97	10.73	26
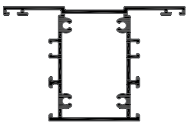	10615120	Transom Profile	1.515	469	28.59	27.88	26
	10615130	Transom Profile	1.773	529	36.76	74.90	26
	1 061 5140	Transom Profile	2.204	627	49.97	217.19	27
	1 061 5340	Transom Profile	2.295	650	54.93	255.60	27
	1 061 6140	Glass Beading Profile	0.402	235	2.58	1.24	28
	1 061 6160	Glass Beading Profile	0.370	221	2.04	1.18	28
	1 061 6170	Glass Beading Profile	0.337	204	1.17	1.08	28

Section	Profile no.	Description	Weight kg/m	Perimeter mm	Inertia		Page
					Ix	Iy	
	1 061 6180	Glass Beading Profile	0.324	197	0.93	1.04	28
	1 061 6190	Glass Beading Profile	0.311	189	0.55	0.97	28
	1 061 6192	Glass Beading Profile	0.296	181	0.42	0.90	28
	1 061 6193	Glass Beading Profile	0.268	164	0.32	0.77	28
	1 061 6195	Glass Beading Profile	0.211	102	0.21	0.63	28
	1 061 6500	Glass Beading Profile	0.142	71	0.07	0.15	28
	1 061 9110	Insert Profile	0.769	349	13.05	2.16	29
	1 061 9120	Insert Profile	0.329	173	0.42	0.79	29
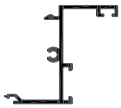	1 061 9510	Insert Profile	0.703	323	10.02	4.08	29
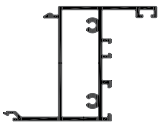	1 061 9530	Insert Profile	1.200	377	23.46	11.85	29
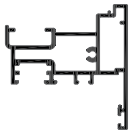	1 061 9610	Insert Profile	1.345	399	23.12	9.97	29
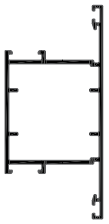	1 061 9702	Transom Profile	1.595	438	25.51	48.84	29

Section	Profile no.	Description	Weight kg/m	Perimeter mm	Inertia		Page
					Ix	Iy	
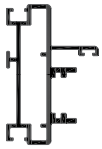	1 045 2672	Frame Profile	1.523	398	26.75	7.06	30
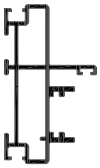	1 045 2682	Frame Profile	1.592	418	36.12	7.39	30
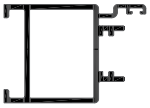	1 045 3700	Frame Profile	1.420	377	20.04	22.55	31
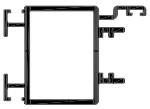	1 045 3720	Frame Profile	1.478	414	19.19	24.76	31
	1 045 9010	Insert Profile	0.116	84	0.30	0.02	31
	1 045 9440	Insert Profile	0.541	260	3.68	0.58	31
	1 045 9630	Insert Profile	0.902	268	7.06	3.80	31
	1 045 9910	Control Rod	0.146	48	0.19	0.01	31
	9 001 1100	Gasket Cover	0.092	42	0.01	0.01	32
	9 001 1300	Gasket Cover	0.240	116	1.66	0.03	32
	9 001 1302	Gasket Cover	0.308	154	2.05	0.24	32
	9 001 1303	Gasket Cover	0.285	156	1.95	0.17	32

Section	Profile no.	Description	Weight kg/m	Perimeter mm	Inertia		Page
					Ix	Iy	
	9 001 1304	Gasket Cover	0.259	131	1.81	0.05	32
	9 001 1305	Gasket Cover	0.275	139	1.76	0.05	32
	9 001 1308	Gasket Cover	0.291	140	1.89	0.27	32
	9 001 1500	Gasket Cover	0.348	183	6.10	0.03	33
	9 001 1502	Gasket Cover	0.424	204	6.64	0.38	33
	9 001 1503	Gasket Cover	0.402	219	7.49	0.32	33
	9 001 1504	Gasket Cover	0.370	191	6.73	0.07	33
	9 001 1505	Gasket Cover	0.383	194	6.40	0.07	33
	9 001 1507	Gasket Cover	0.383	186	6.30	0.04	33
	9 001 1700	Gasket Cover	0.418	215	11.29	0.04	33
	9 001 1702	Gasket Cover	0.473	233	11.31	0.43	33
	9 002 1200	Gasket Cover	0.181	81	0.01	0.11	32

01 1053 0

Corner Angle

Material: Aluminium

Finish: Raw

01 4163 0

Corner Joint

Material: Aluminium

Finish: Raw

01 1062 0

Corner Angle

Material: Aluminium

Finish: Raw

01 4170 0

Corner Joint

Material: Aluminium

Finish: Raw

01 3123 0

Corner Joint

Material: Aluminium

Finish: Raw

01 7710 0

Alignment Angle

Material: Steel

Finish: Galvanized

01 3453 0

Corner Joint

Material: Aluminium

Finish: Raw

01 8610 0

Alignment Angel

Material: Polyamide

Finish: Black

01 3455 0

Corner Joint

Material: Aluminium

Finish: Raw

01 8700 0

Alignment Angel

Material: Polyamide

Finish: Black

01 4160 0

Corner Joint

Material: Aluminium

Finish: Raw

02 1453 0

T-Joint

Material: Aluminium

Finish: Raw

06 3512 0

2 Wings Hinge

Material: Aluminium

Finish:Raw, Anodized, RAL

08 3220 0

2 Wings Hinge

Material: Aluminium

Finish:Raw, Anodized, RAL

06 3520 0

2 Wings Hinge

Material: Aluminium

Finish:Raw, Anodized, RAL

08 3230 0

3 Wings Hinge

Material: Aluminium

Finish:Raw, Anodized, RAL

06 3750 0

2 Wings Hinge

Material: Aluminium

Finish:Raw, Anodized, RAL

28 1100 0

Drainage cap

Material: Polyamide

Finish: Black

06 3755 0

2 Wings Hinge

Material: Aluminium

Finish:Raw, Anodized, RAL

30 1200 1

Omega **Cremone Handle**

Material: Aluminium

Finish:Raw, Anodized, RAL

08 2960 0

2 Wings Hinge

Material: Aluminium

Finish:Raw, Anodized, RAL

30 1750 1

Gama **Cremone Handle**

Material: Aluminium

Finish:Raw, Anodized, RAL

08 2990 0

3 Wings Hinge

Material: Aluminium

Finish:Raw, Anodized, RAL

30 1790 0

Delta **Cremone Handle**

Material: Aluminium

Finish:Raw, Anodized, RAL

30 2740 0

Aton Cremone Handle
Material: Aluminium
Finish:Raw, Anodized, RAL

50 2210 0

Locking Point
Material: Polyamide
Finish: Black

36 1220 0

Door Handle
Material: Aluminium
Finish:Raw, Anodized, RAL

50 2220 0

Locking Point
Material: Zama
Finish: Galvanized



50 0510 0

Connection Point
Material: Polyamide
Finish: Black

50 3250 0

Striker
Material: Polyamide
Finish: Black

50 1150 0

Additional Locking Point
Material: Polyamide
Finish: Black



50 3260 0

Striker
Material: Zama
Finish: Galvanized

50 1160 1

Additional Locking Point
Material: Zama
Finish: Galvanized

50 3610 0

Striker
Material: Polyamide
Finish: Black

50 1180 1

Additional Locking Point
Material: Zama
Finish: Galvanized

50 8800 0

Connection Kit
Material: Aluminium
Finish: Raw

52 1540 0

Flush Bolt

Material: Aluminium

Finish:Raw, Anodized, RAL

62 1460 0

Plug

Material: Polyamide

Finish: Black

52 1545 0

Lever Bolt

Material: Aluminium

Finish:Raw, Anodized, RAL

62 1480 0

Plug

Material: Polyamide

Finish: Black

52 1480 0

Flush Bolt

Material: Polyamide

Finish: Black



62 3451 0

Plug

Material: Polyamide

Finish: Black

54 1060 0

Lock Striker

Material: Polyamide

Finish: Black

62 3482 0

Plug

Material: Polyamide

Finish: Black

54 1140 0

Lock Striker

Material: Polyamide

Finish: Black

KIT 1 045 1

Locking Point Kit

Material: Polyamide

Finish: Black

60 0500 0

Clip

Material: Polyamide

Finish: Black

KIT 1 045 2

Locking Point Kit

Material: Polyamide

Finish: Black

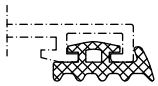

GT 1110

Glazing Gasket 1.5:2.5 mm.

Material: E.P.D.M

Finish: Black

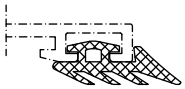

GT 1111

Glazing Gasket 2:4 mm.

Material: E.P.D.M

Finish: Black

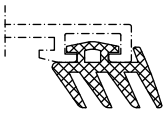

GT 1112

Glazing Gasket 4:6 mm.

Material: E.P.D.M

Finish: Black

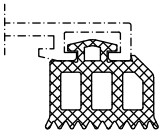

GT 1119

Glazing Gasket 6:9 mm.

Material: E.P.D.M

Finish: Black

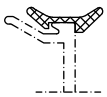

GT 1121

Glazing Gasket 1:2 mm.

Material: E.P.D.M

Finish: Black

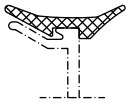

GT 1122

Glazing Gasket 2:3 mm.

Material: E.P.D.M

Finish: Black

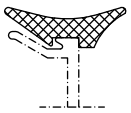

GT 1124

Glazing Gasket 4:5 mm.

Material: E.P.D.M

Finish: Black

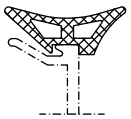

GT 1124-1

Glazing Gasket 4:5 mm.

Material: E.P.D.M

Finish: Black

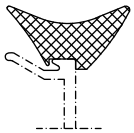

GT 1126

Glazing Gasket 6:7 mm.

Material: E.P.D.M

Finish: Black

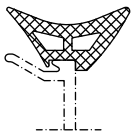

GT 1126-1

Glazing Gasket 6:7 mm.

Material: E.P.D.M

Finish: Black

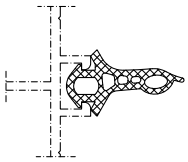

GT 1137

Glazing Gasket

Rock 60

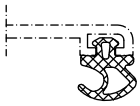

GT 1146

Striker Gasket

Material: E.P.D.M

Finish: Black

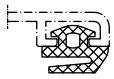

GT 1148

Striker Gasket

Samba 40

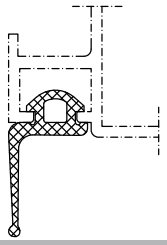

GT 1201

FlyScreen Gasket

Material: E.P.D.M

Finish: Black

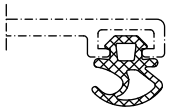

GT 1149

Striker Gasket

Material: E.P.D.M

Finish: Black

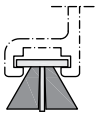

WS 0710

Weather Strip 70*10

Material:

Finish: Black

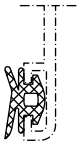

GT 1152

Frame Gasket

Material: E.P.D.M

Finish: Black

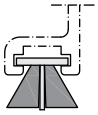

WS 0710 F

Weather Strip 70*10

Finish: Black

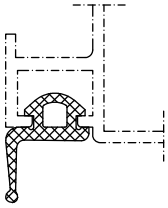

GT 1200

FlyScreen Gasket

Material: E.P.D.M

Finish: Black

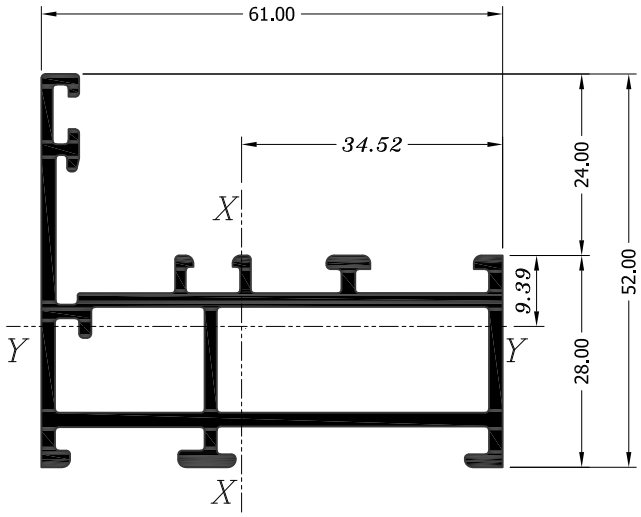

1 061 1100

1.103 Kg./ml.

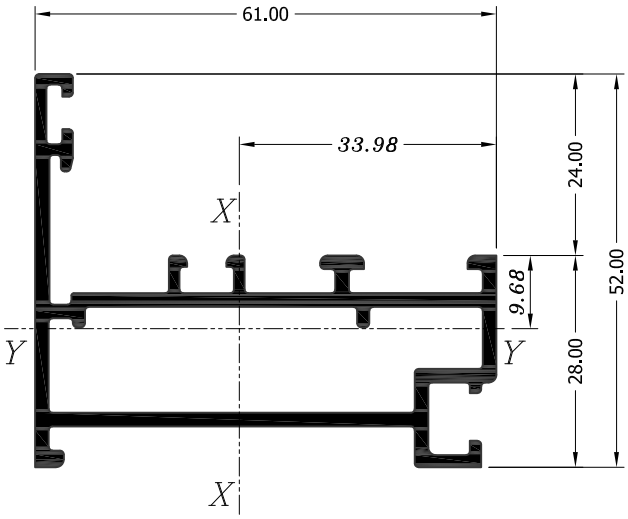

1 061 1110

1.031 Kg./ml.

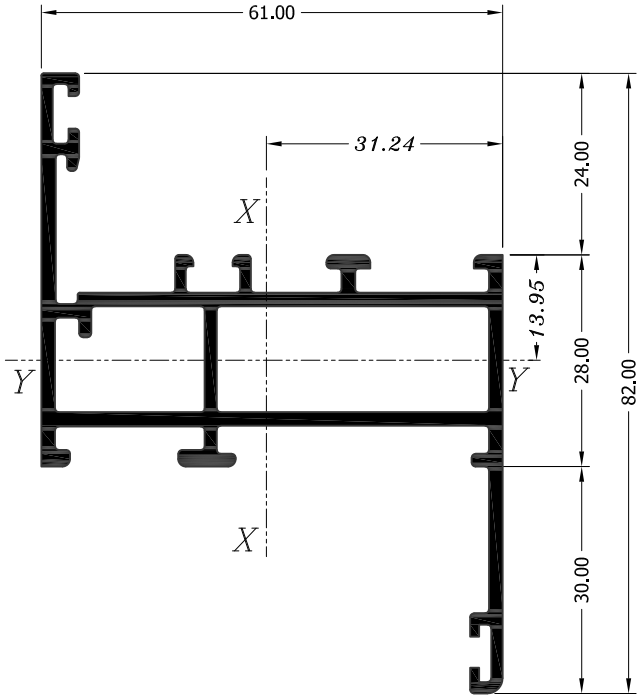

1 061 1130

1.245 Kg./ml.

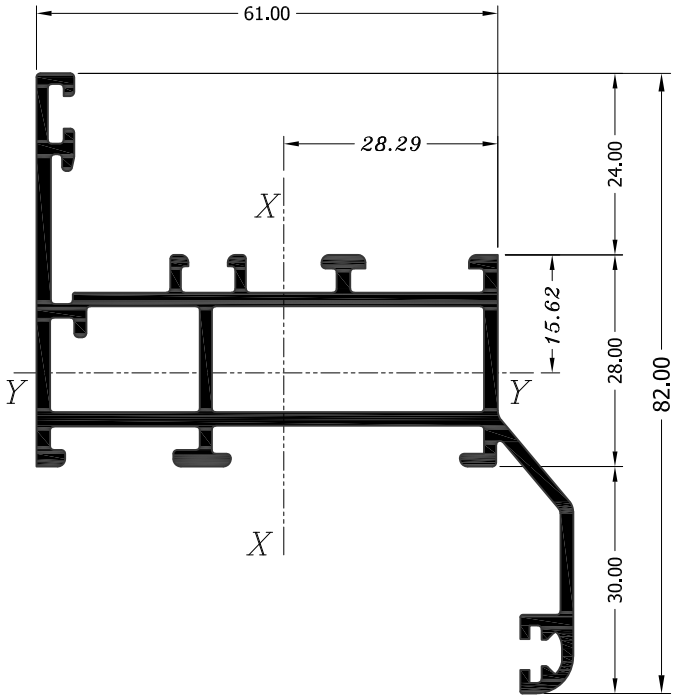

1 061 1138

1.315 Kg./ml.

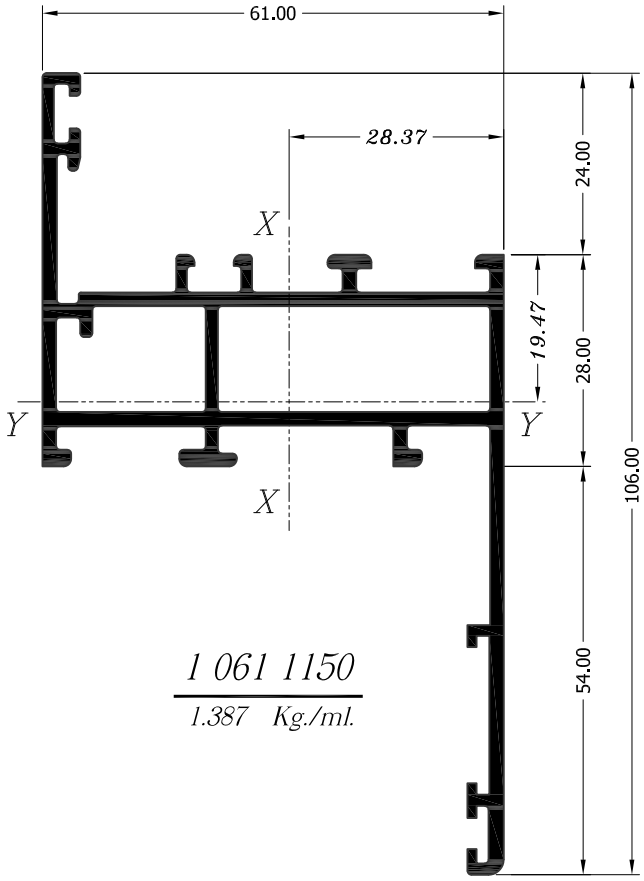

1 061 1150

1.387 Kg./ml.

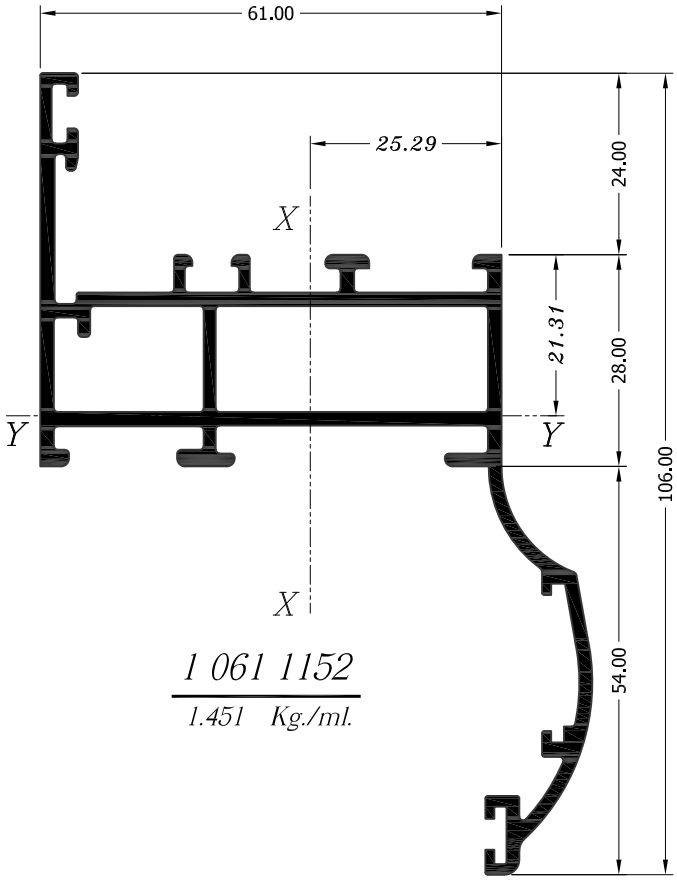

1 061 1152

1.451 Kg./ml.

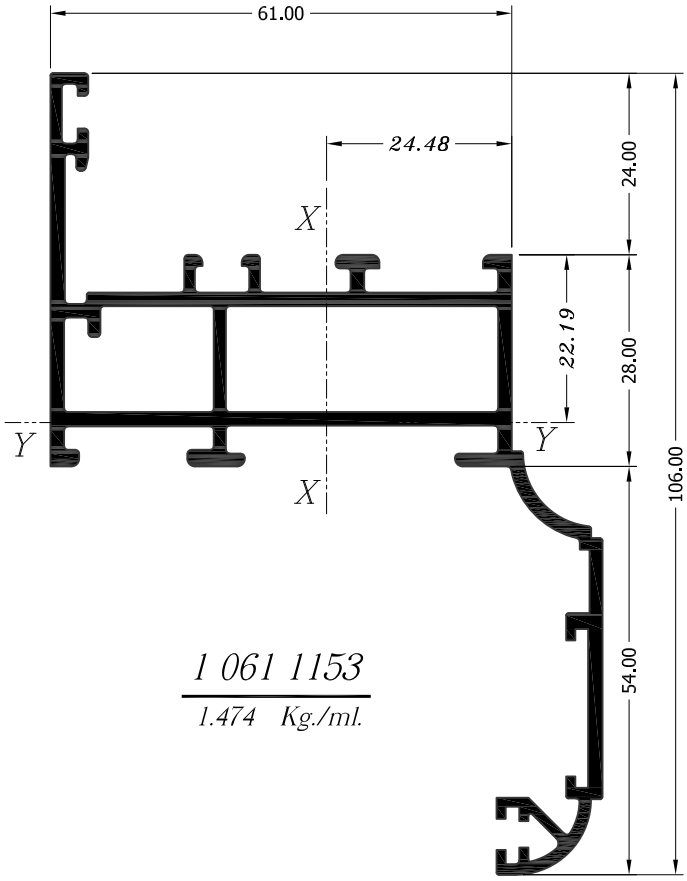

1 061 1153

1.474 Kg./ml.

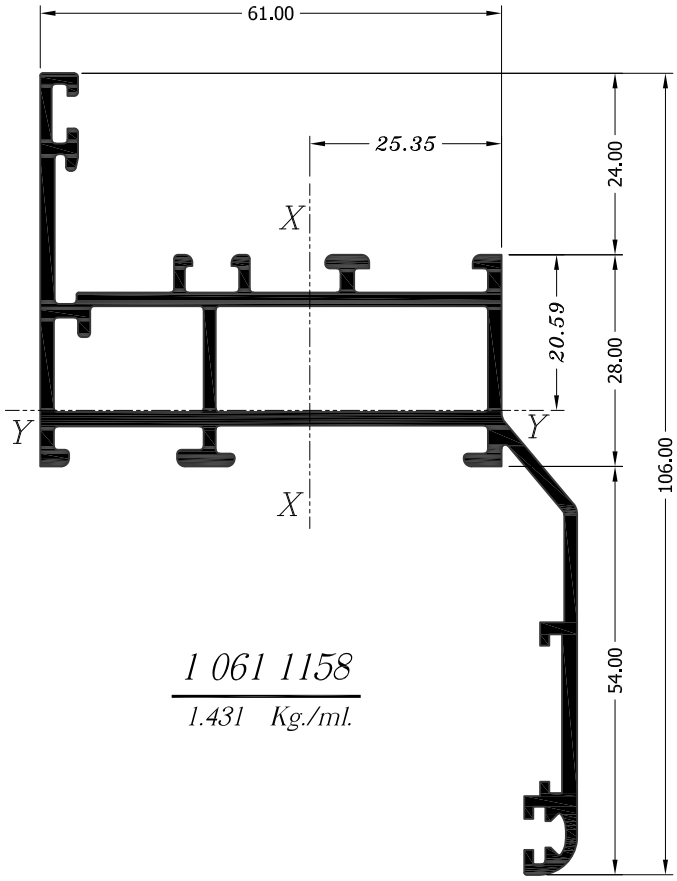

1 061 1158

1.431 Kg./ml.

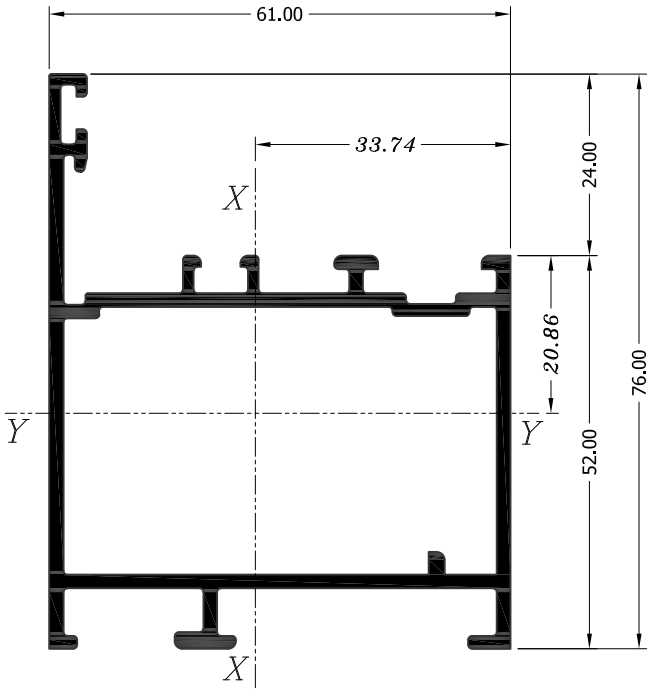

1 061 1200

1.291 Kg./ml.

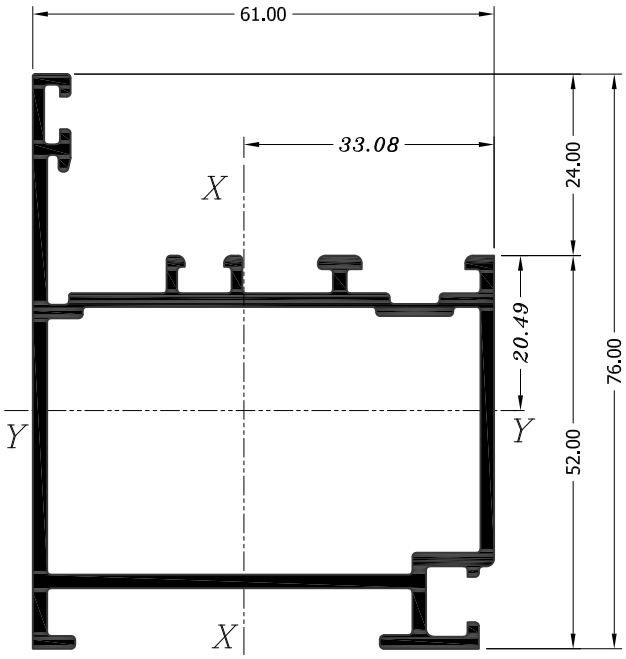

1 061 1210

1.270 Kg./ml.

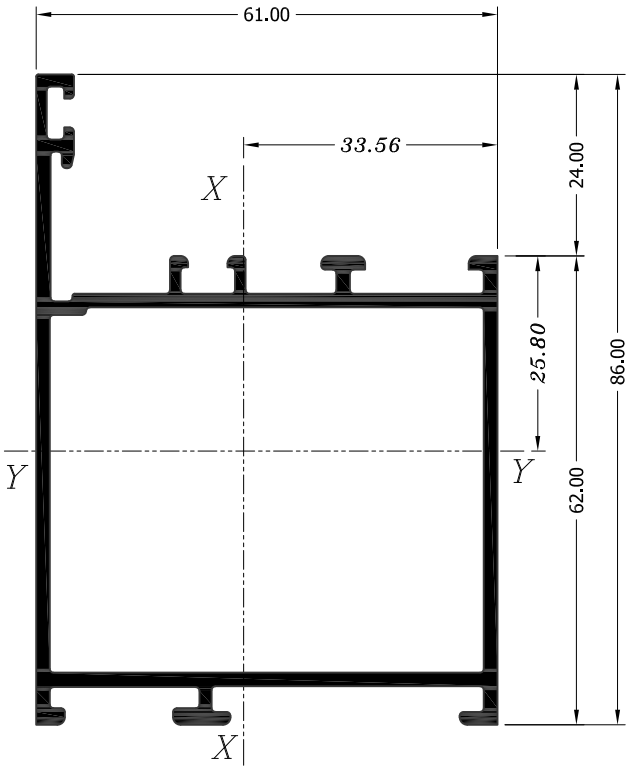

1 061 1300

1.342 Kg./ml.

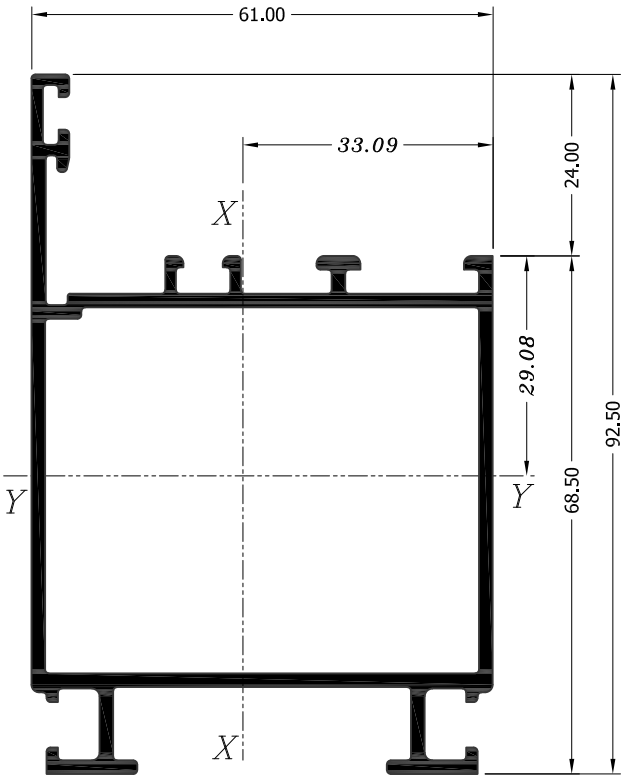

1 061 1320

1.459 Kg./ml.

1 061 1810

1.122 Kg./ml.

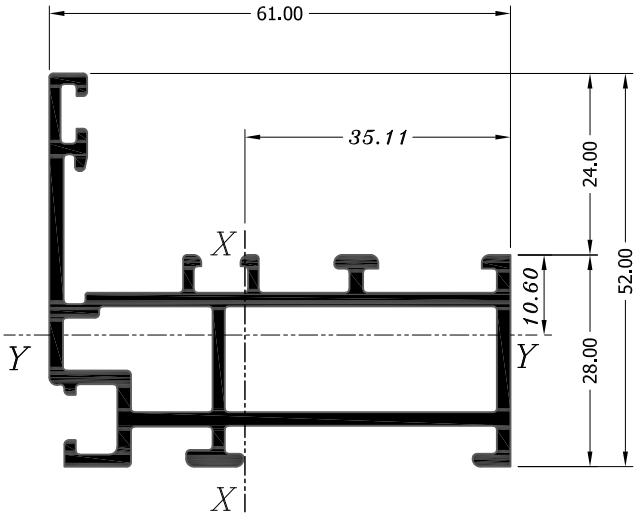

1 061 2082

1.437 Kg./ml.

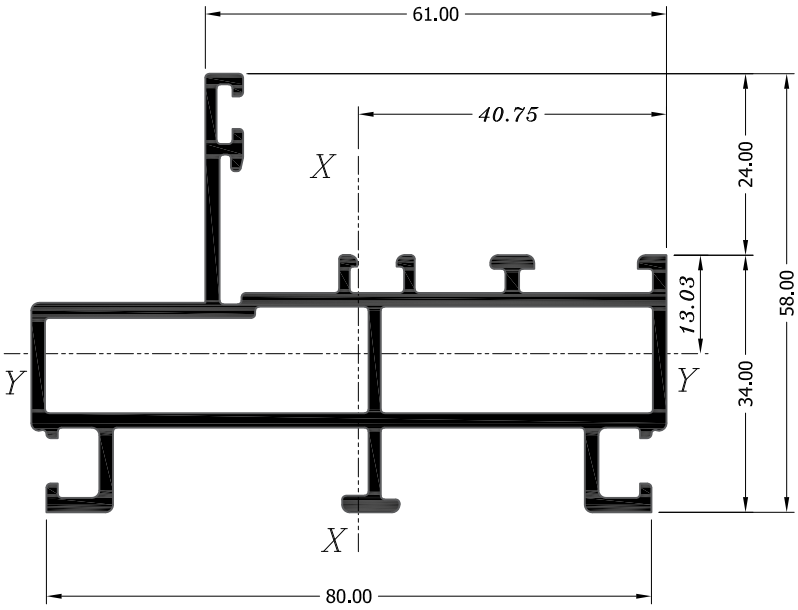

1 061 2103

1.719 Kg./ml.

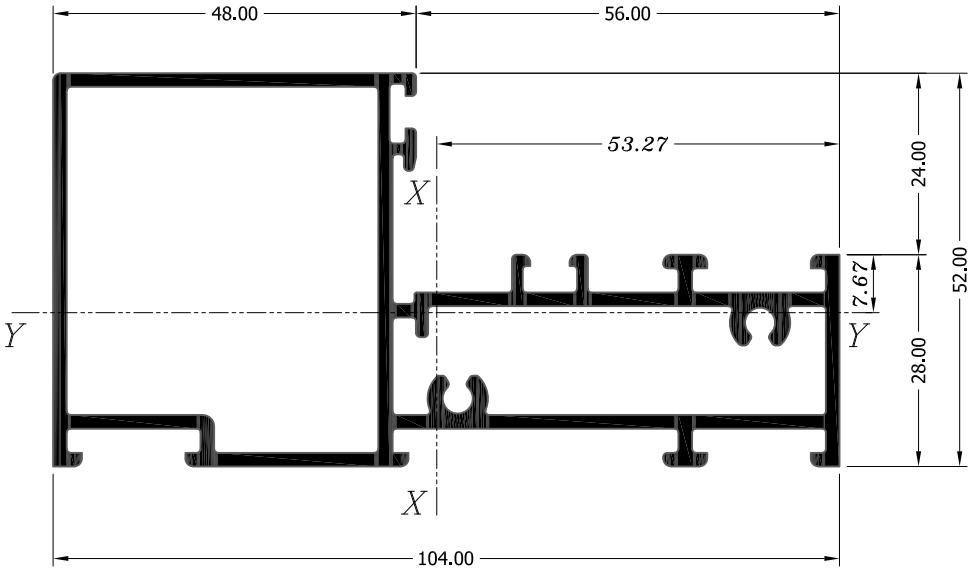

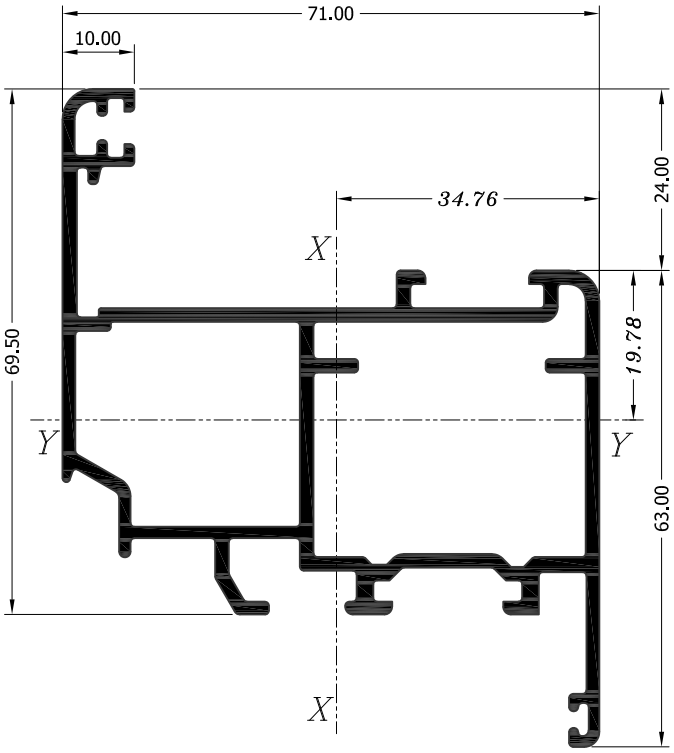

1 061 4122

1.585 Kg./ml.

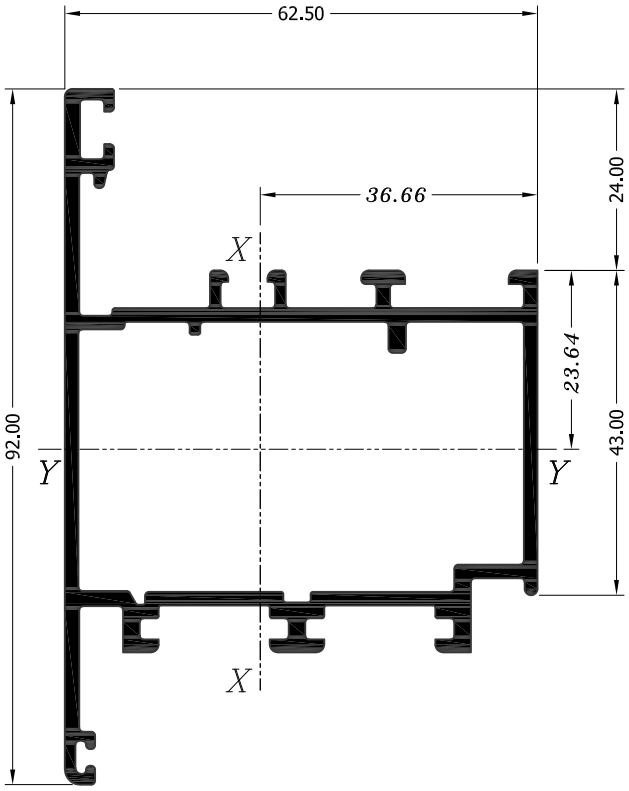

1 061 4220

1.454 Kg./ml.

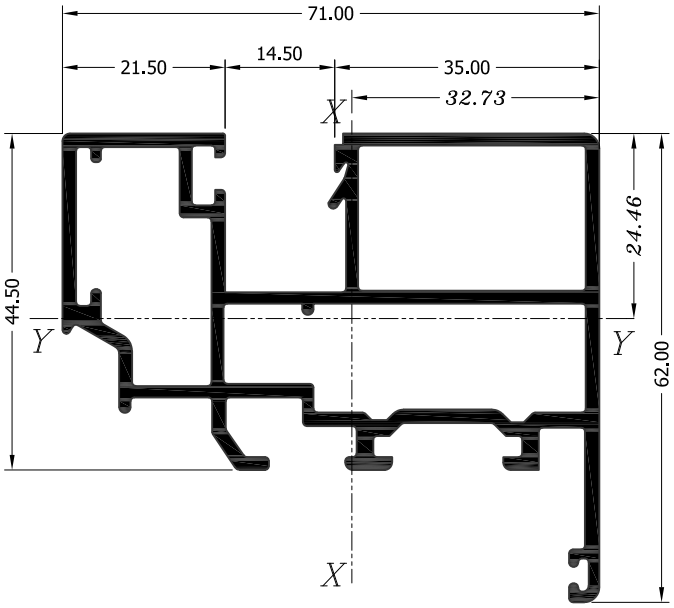

1 061 4140

1.549 Kg./ml.

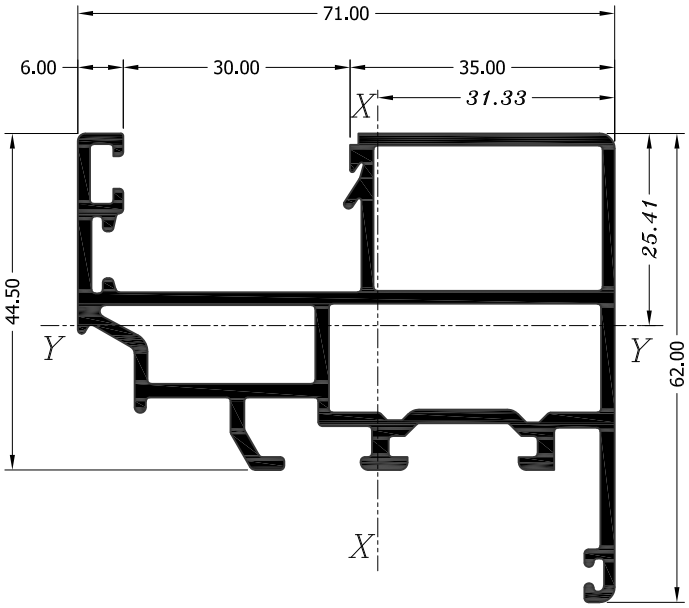

1 061 4150

1.474 Kg./ml.

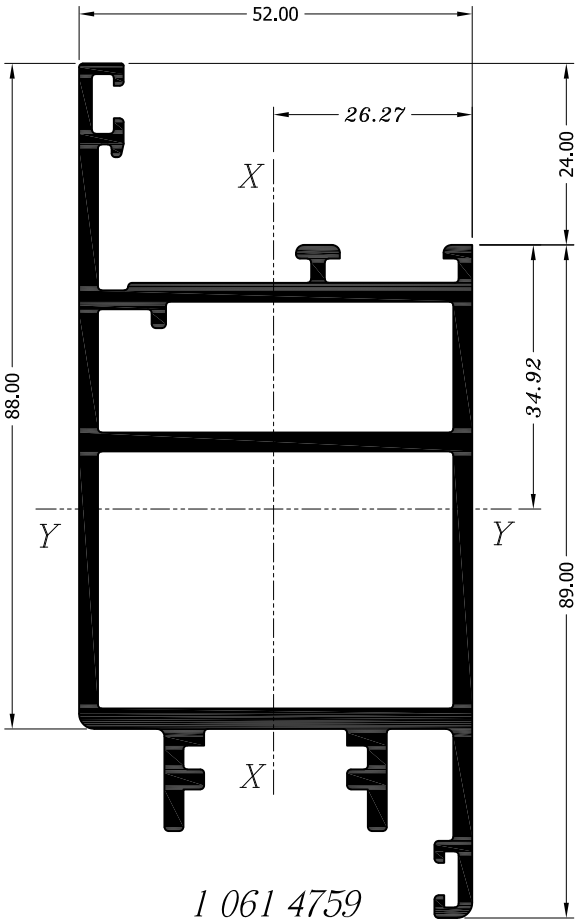

1 061 4759

2.258 Kg./ml.

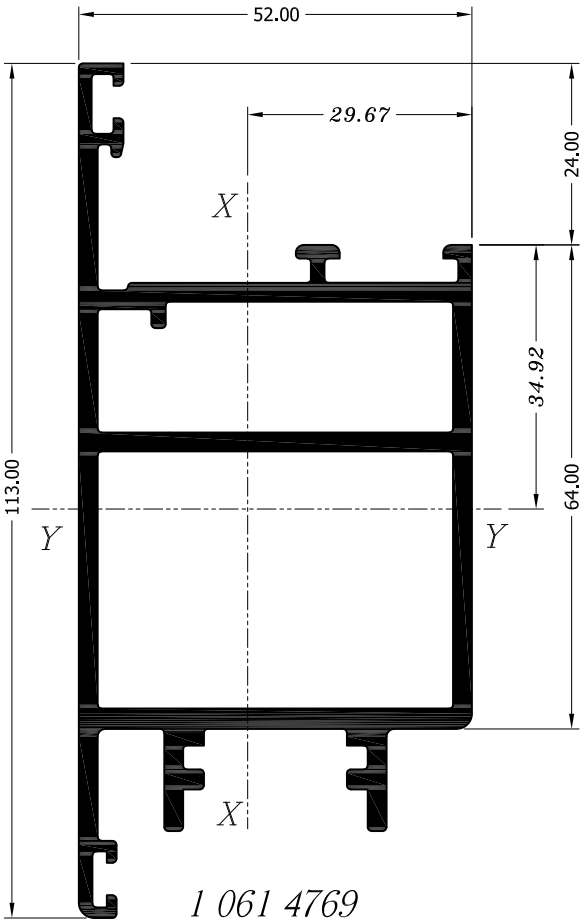

1 061 4769

2.258 Kg./ml.

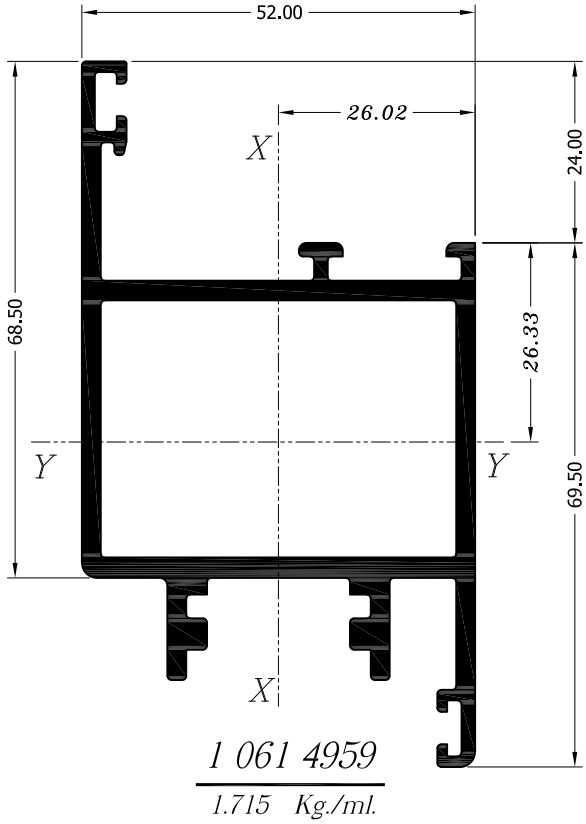

1 061 4959

1.715 Kg./ml.

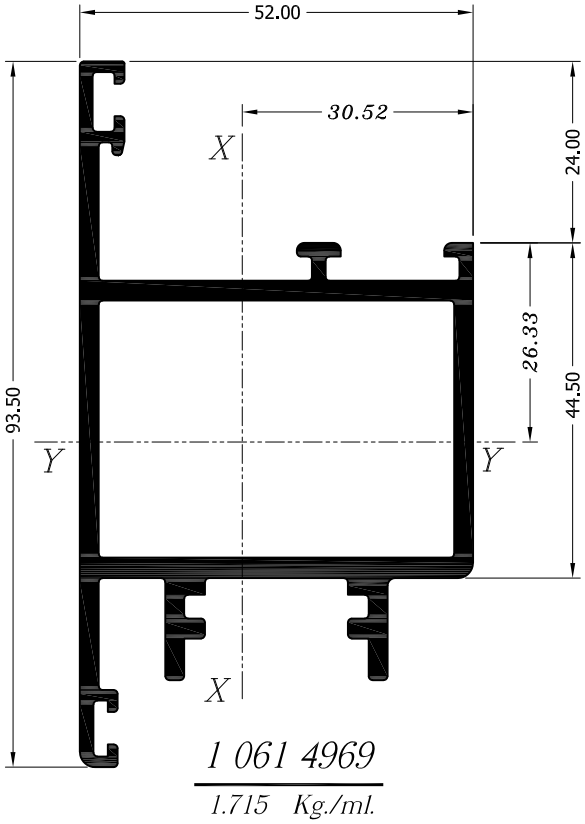

1 061 4969

1.715 Kg./ml.

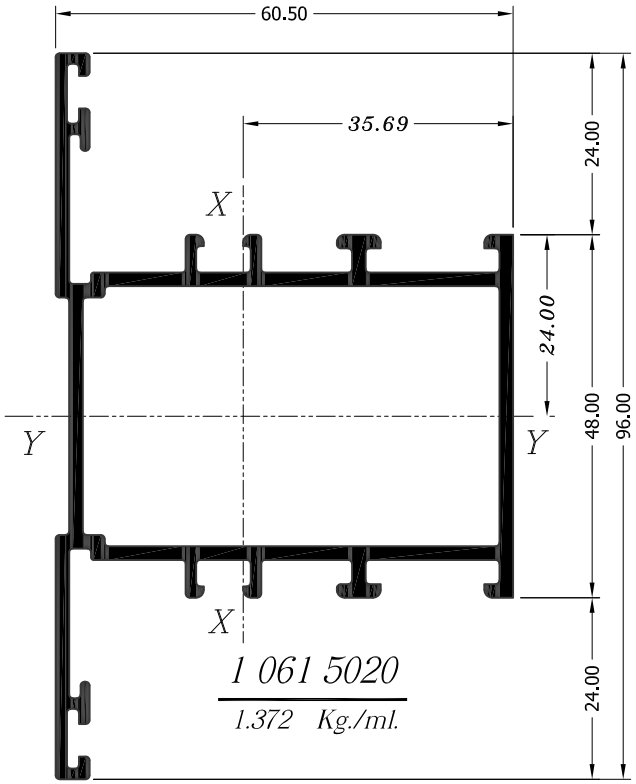

1 061 5020

1.372 Kg./ml.

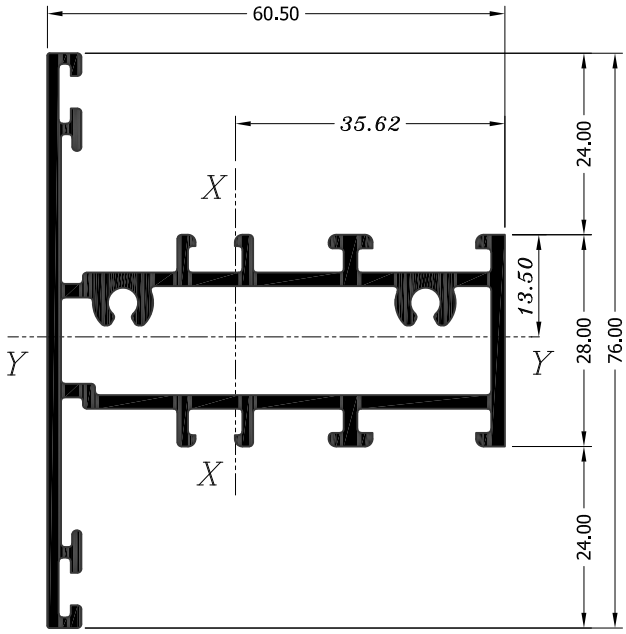

1 061 5110

1.264 Kg./ml.

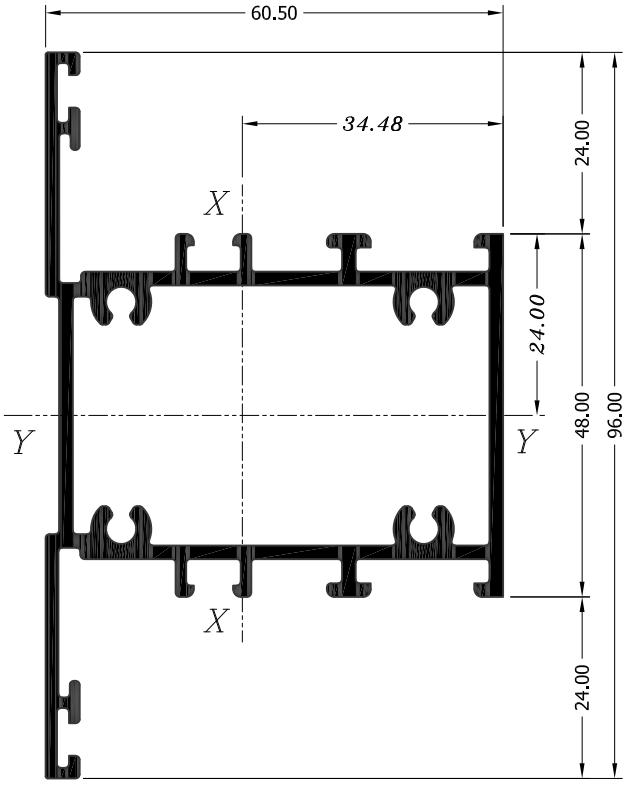

1 061 5120

1.515 Kg./ml.

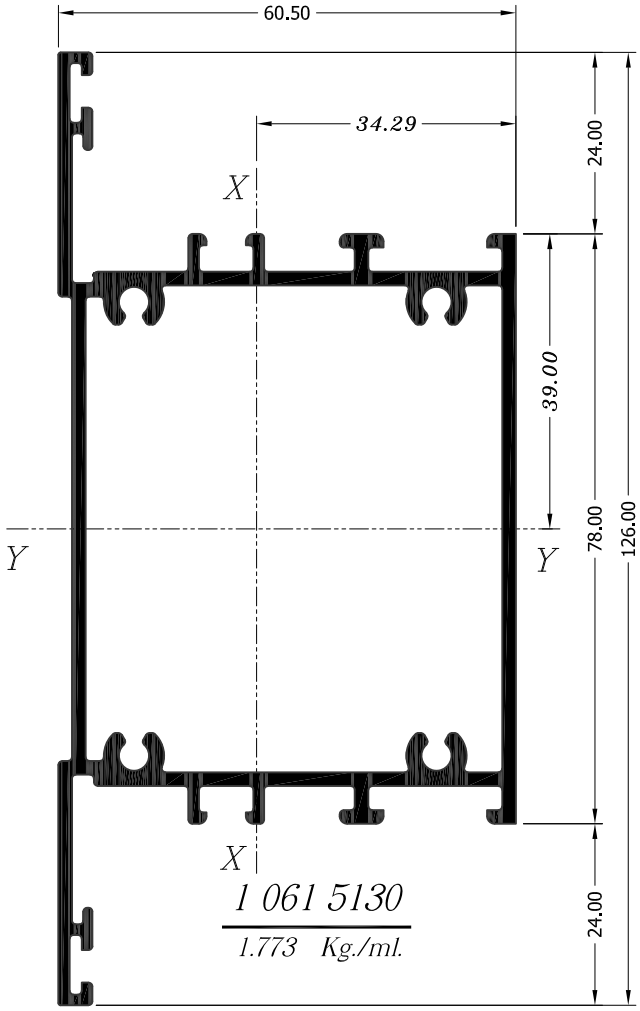

1 061 5130

1.773 Kg./ml.

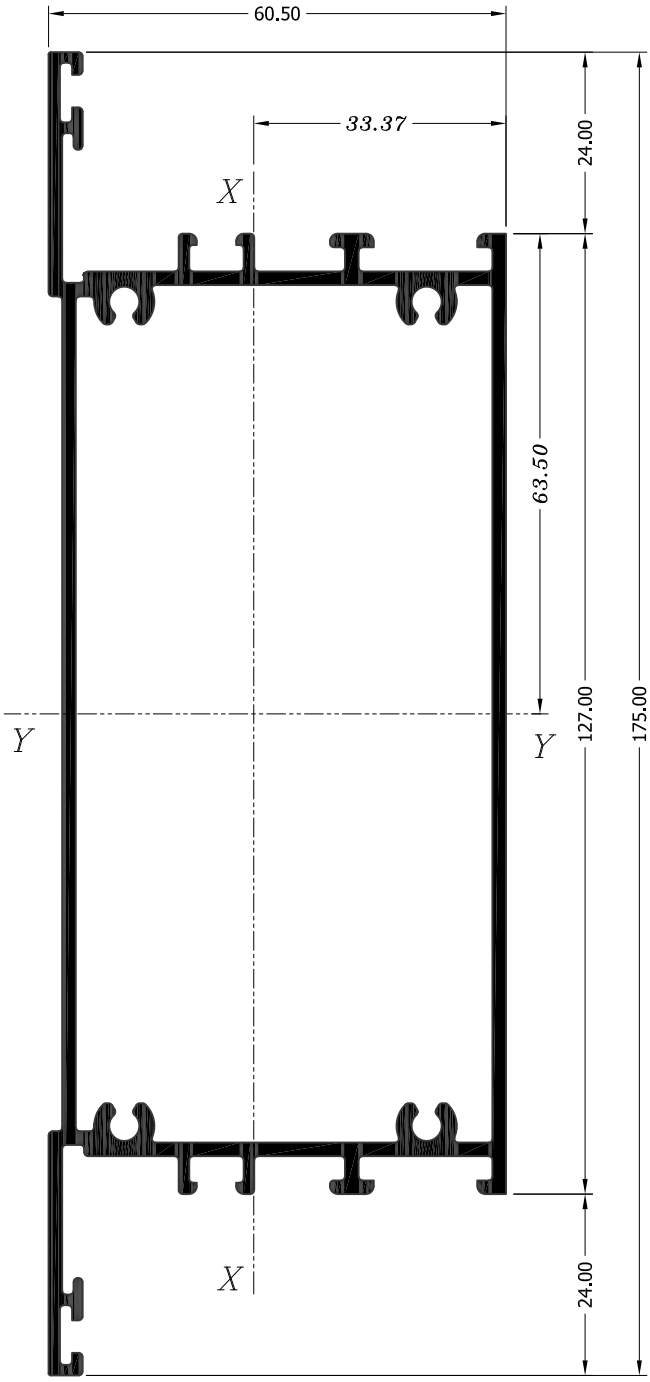

1 061 5140

2.204 Kg./ml.

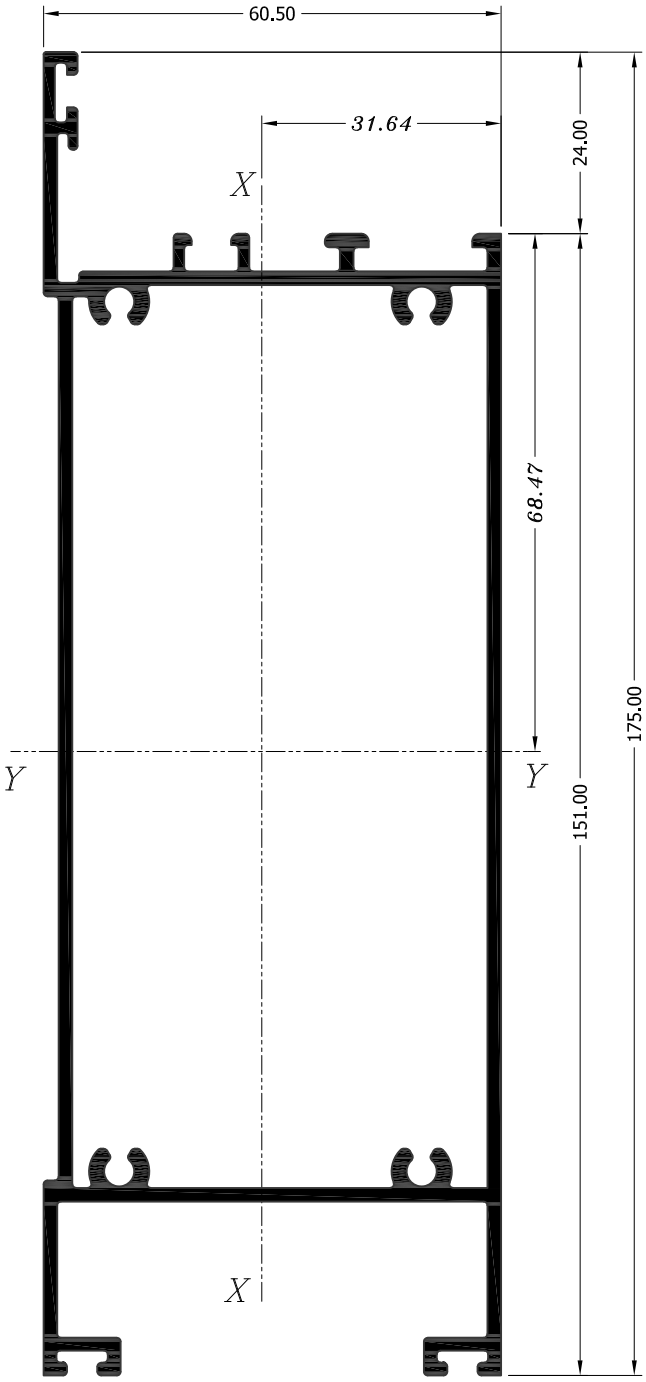

1 061 5340

2.295 Kg./ml.

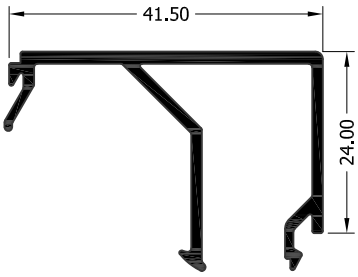

1 061 6140

0.402 Kg./ml.

1 061 6160

0.370 Kg./ml.

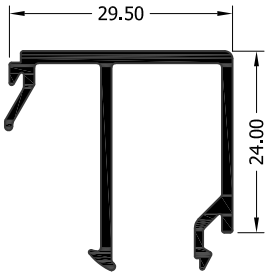

1 061 6170

0.337 Kg./ml.

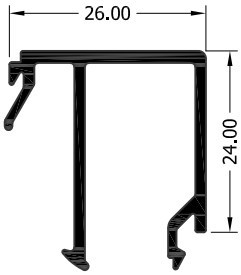

1 061 6180

0.324 Kg./ml.

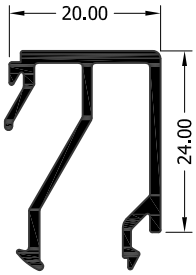

1 061 6190

0.311 Kg./ml.

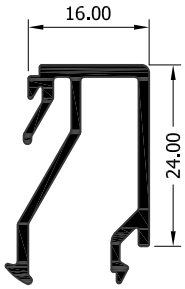

1 061 6192

0.296 Kg./ml.

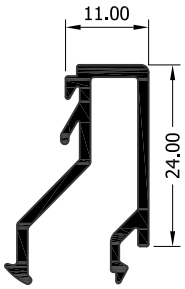

1 061 6193

0.268 Kg./ml.

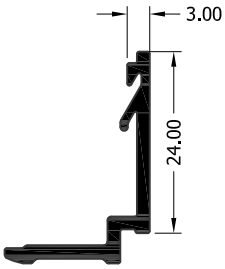

1 061 6195

0.211 Kg./ml.

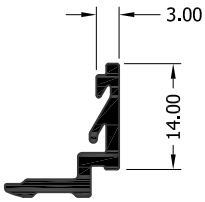

1 061 6500

0.142 Kg./ml.

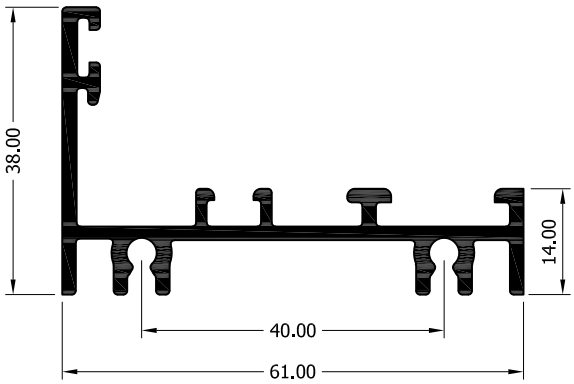

1 061 9110

0.769 Kg./ml.

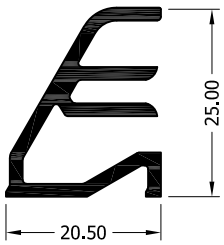

1 061 9120

0.329 Kg./ml.

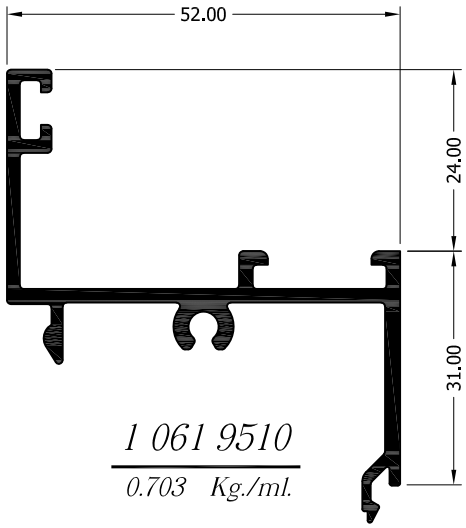

1 061 9510

0.703 Kg./ml.

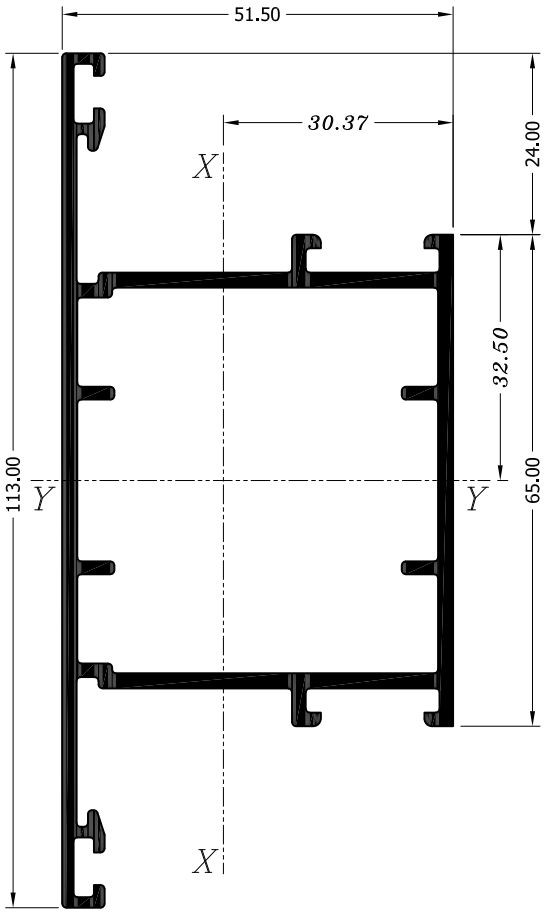

1 061 9702

1.595 Kg./ml.

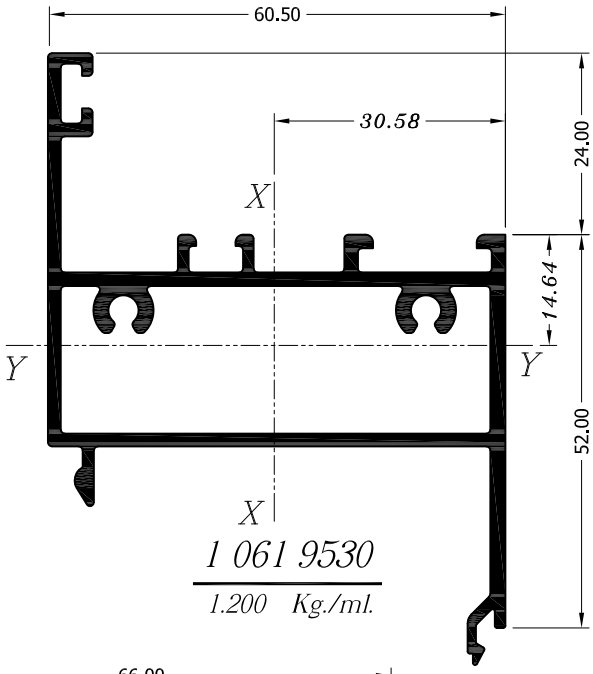

1 061 9530

1.200 Kg./ml.

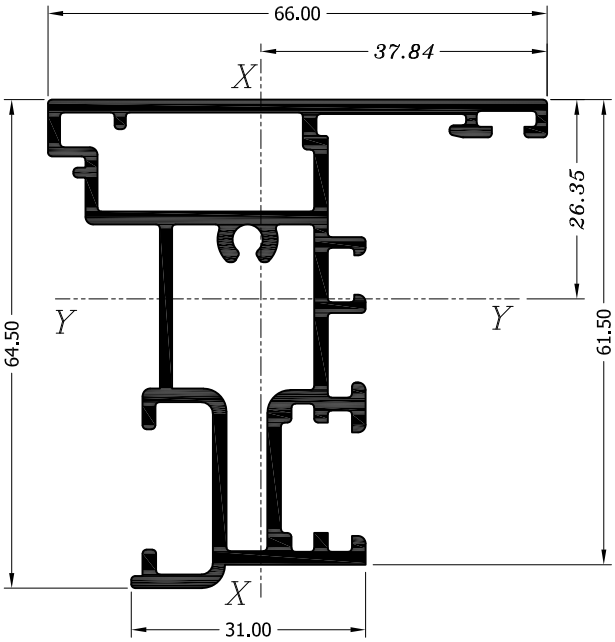

1 061 9610

1.345 Kg./ml.

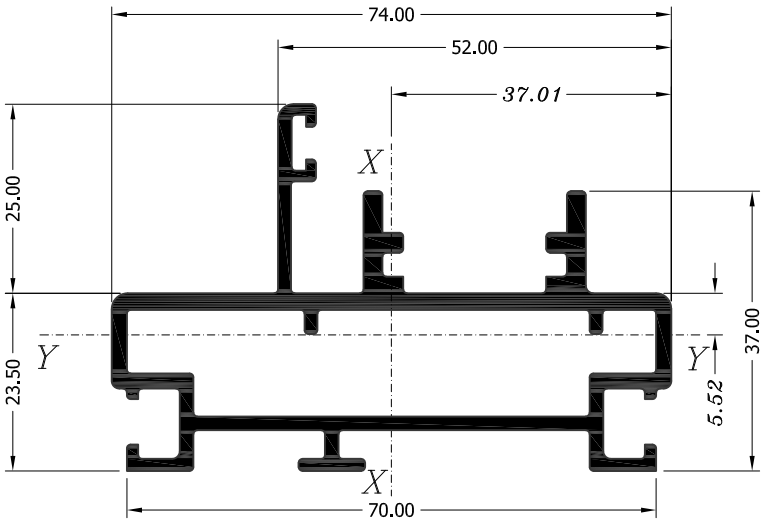

1 045 2672

1.523 Kg./ml.

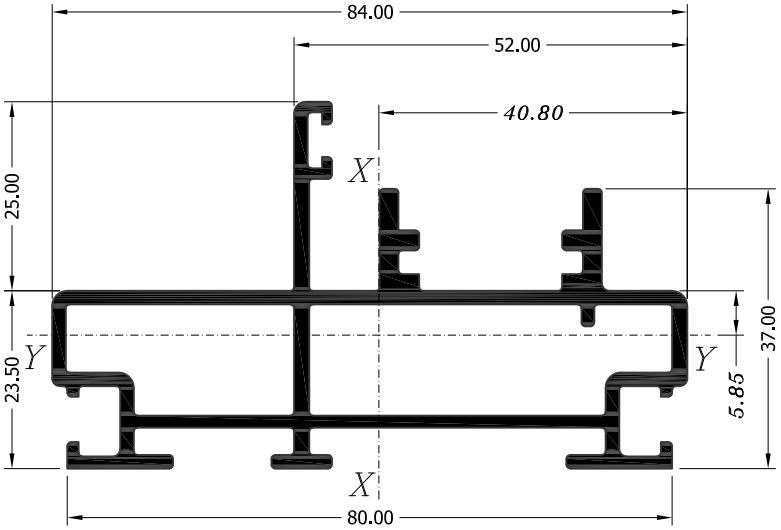

1 045 2682

1.592 Kg./ml.

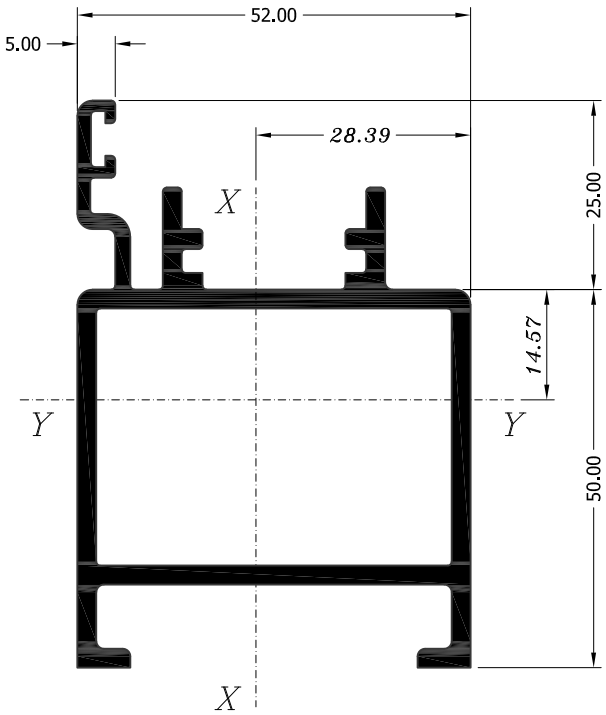

1 045 3700

1.420 Kg./ml.

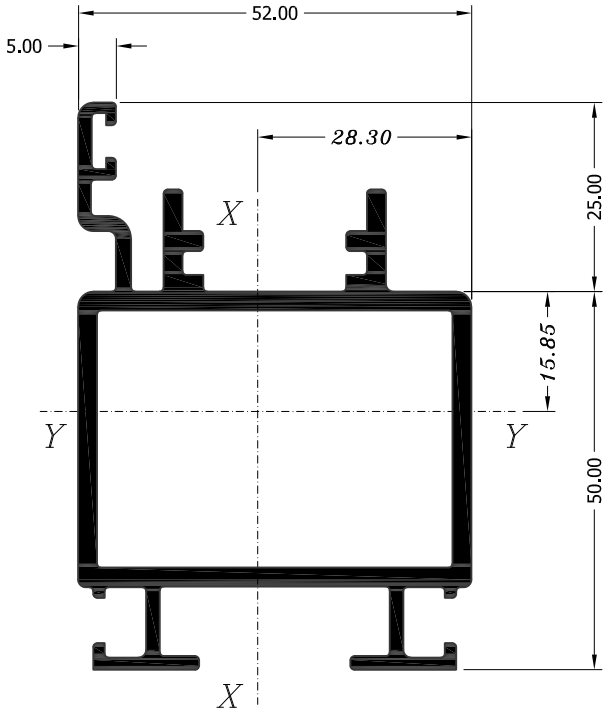

1 045 3720

1.478 Kg./ml.

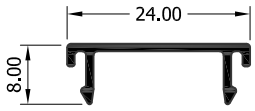

1 045 9010

0.116 Kg./ml.

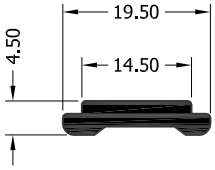

1 045 9910

0.146 Kg./ml.

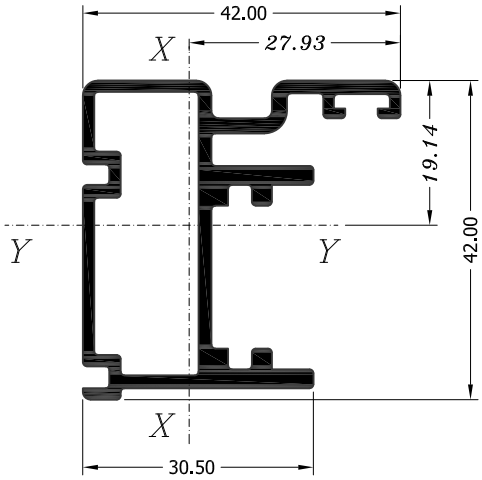

1 045 9630

0.902 Kg./ml.

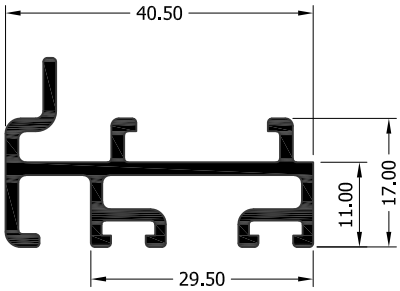

1 045 9440

0.541 Kg./ml.

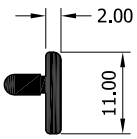

9 001 1100

0.092 Kg./ml.

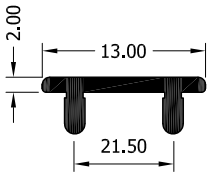

9 002 1200

0.181 Kg./ml.

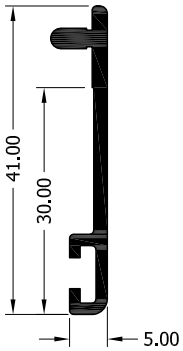

9 001 1300

0.240 Kg./ml.

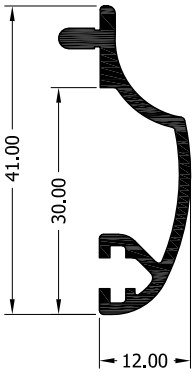

9 001 1302

0.308 Kg./ml.

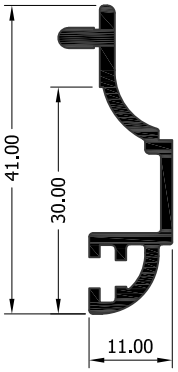

9 001 1303

0.285 Kg./ml.

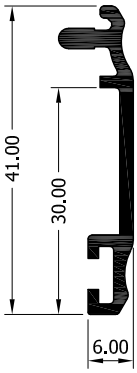

9 001 1304

0.259 Kg./ml.

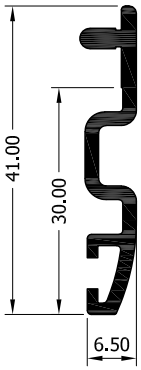

9 001 1305

0.275 Kg./ml.

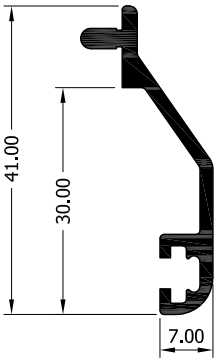

9 001 1308

0.291 Kg./ml.

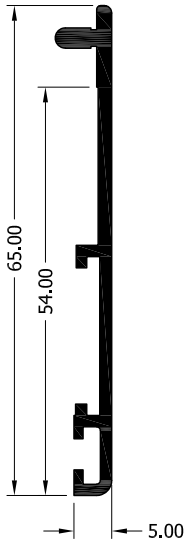

9 001 1500

0.348 Kg./ml.

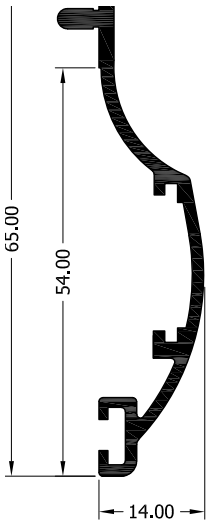

9 001 1502

0.424 Kg./ml.

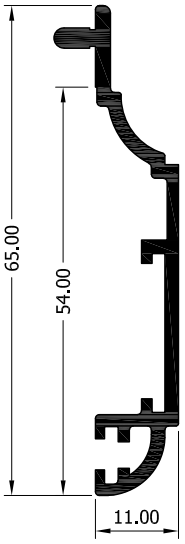

9 001 1503

0.402 Kg./ml.

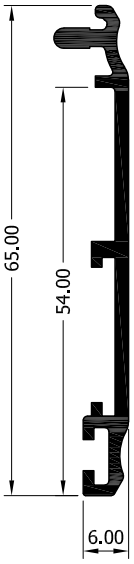

9 001 1504

0.370 Kg./ml.

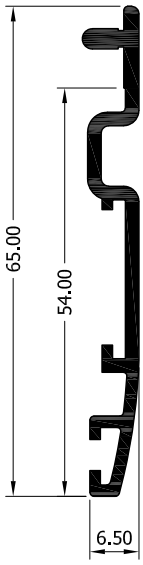

9 001 1505

0.383 Kg./ml.

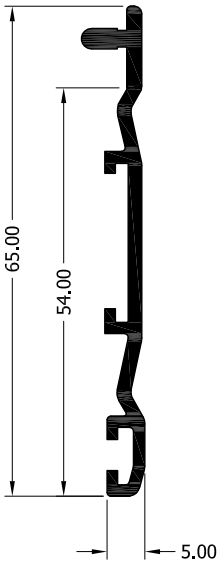

9 001 1507

0.383 Kg./ml.

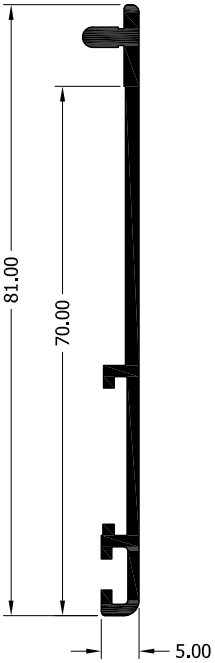

9 001 1700

0.418 Kg./ml.

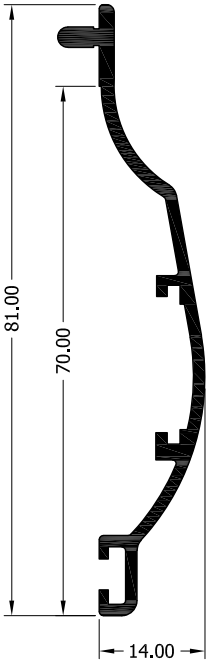

9 001 1702

0.473 Kg./ml.

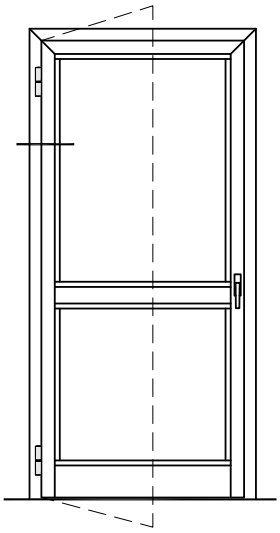

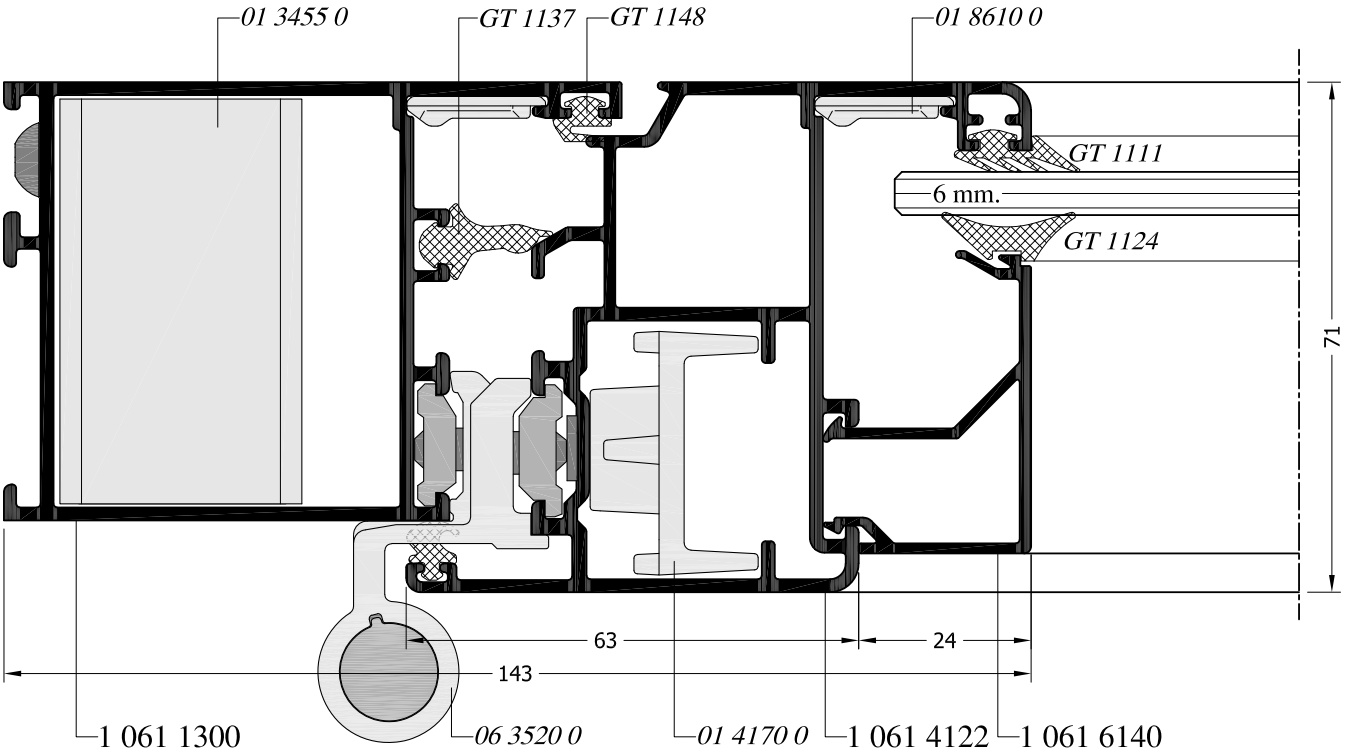
01 3455 0
GT 1137
GT 1148
01 8610 0
GT 1111
6 mm.
GT 1124
71
63
24
143
1 061 1300
06 3520 0
01 4170 0
1 061 4122
1 061 6140

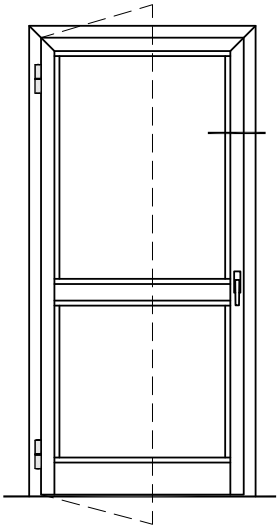

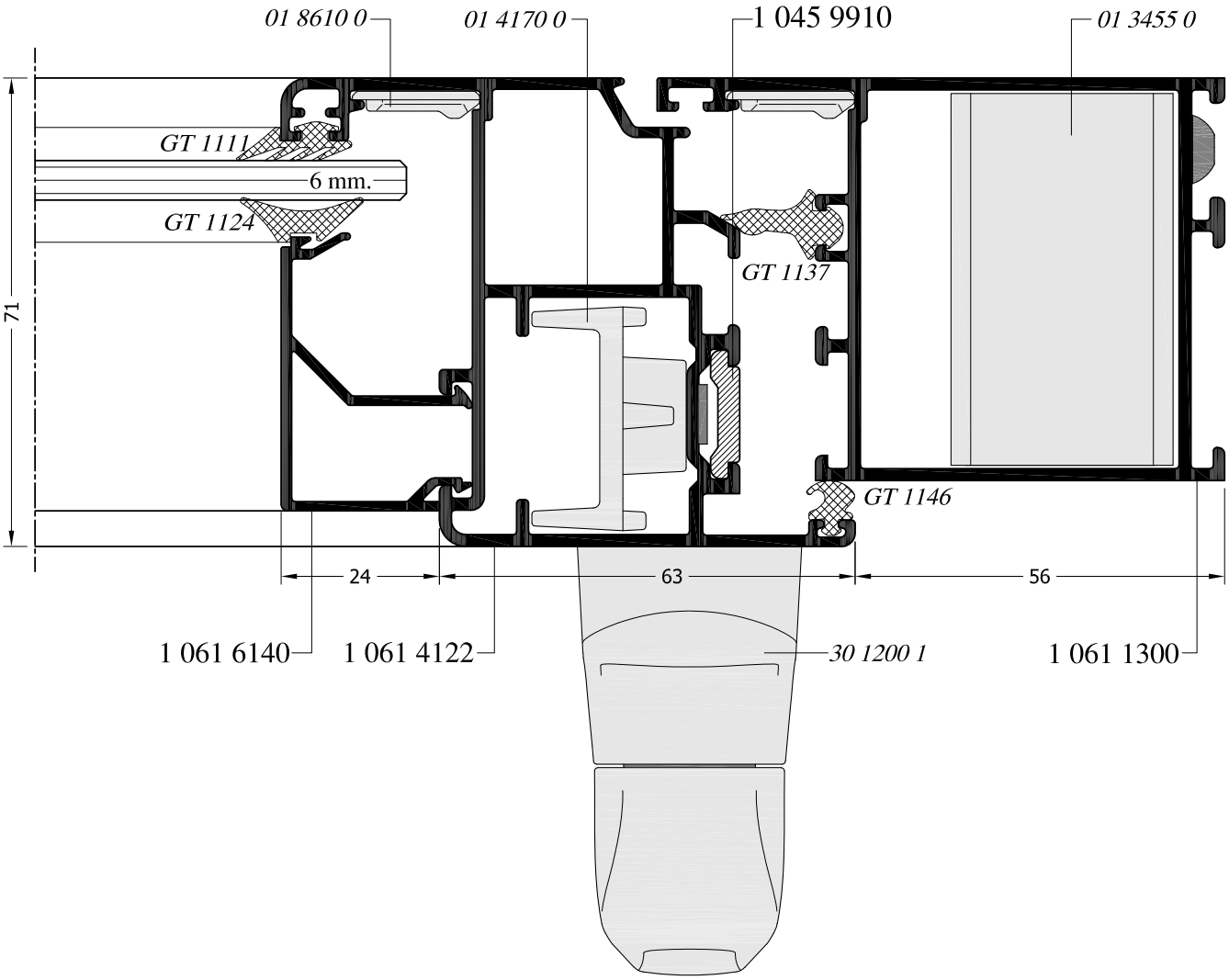
01 8610 0
01 4170 0
1 045 9910
01 3455 0
GT 1111
6 mm.
GT 1124
GT 1137
GT 1146
71
24
63
56
1 061 6140
1 061 4122
30 1200 1
1 061 1300

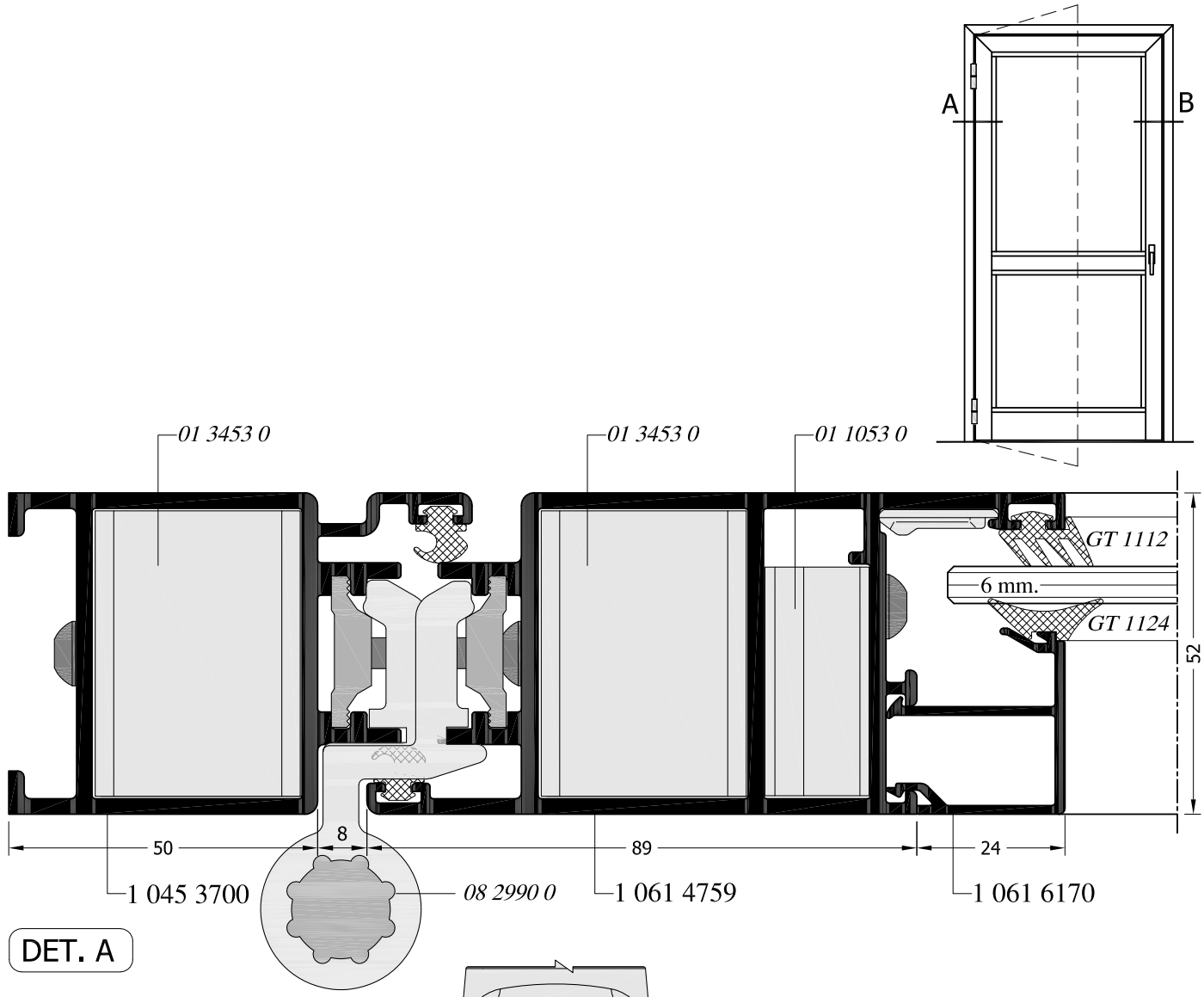
A
B
01 3453 0
01 3453 0
01 1053 0
GT 1112
6 mm.
GT 1124
52
50
8
89
24
1 045 3700
08 2990 0
1 061 4759
1 061 6170

DET. A

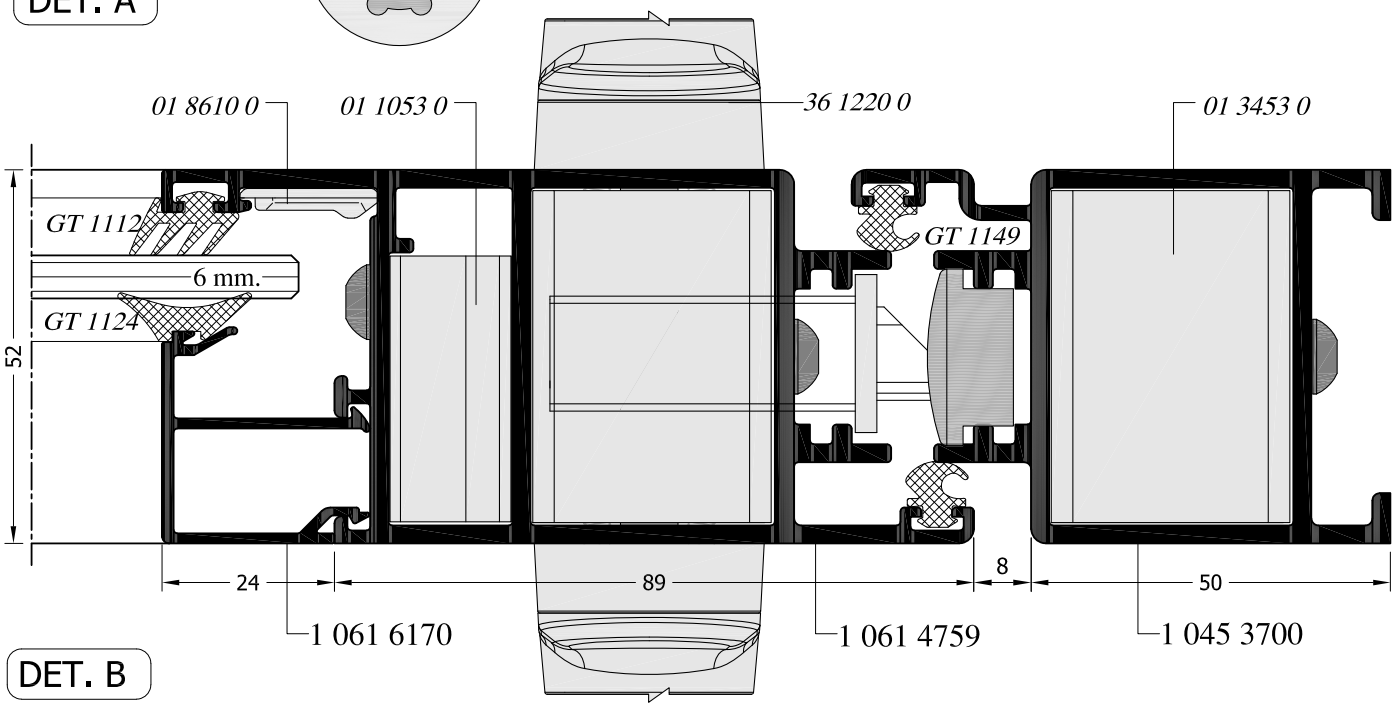
01 8610 0
01 1053 0
36 1220 0
01 3453 0
GT 1112
6 mm.
GT 1124
GT 1149
52
24
89
8
50
1 061 6170
1 061 4759
1 045 3700

DET. B

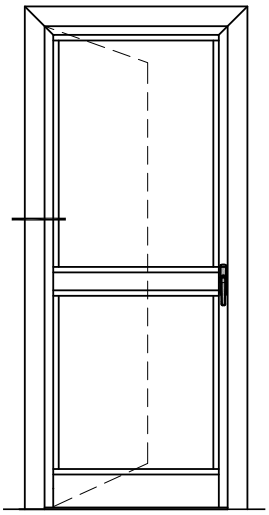

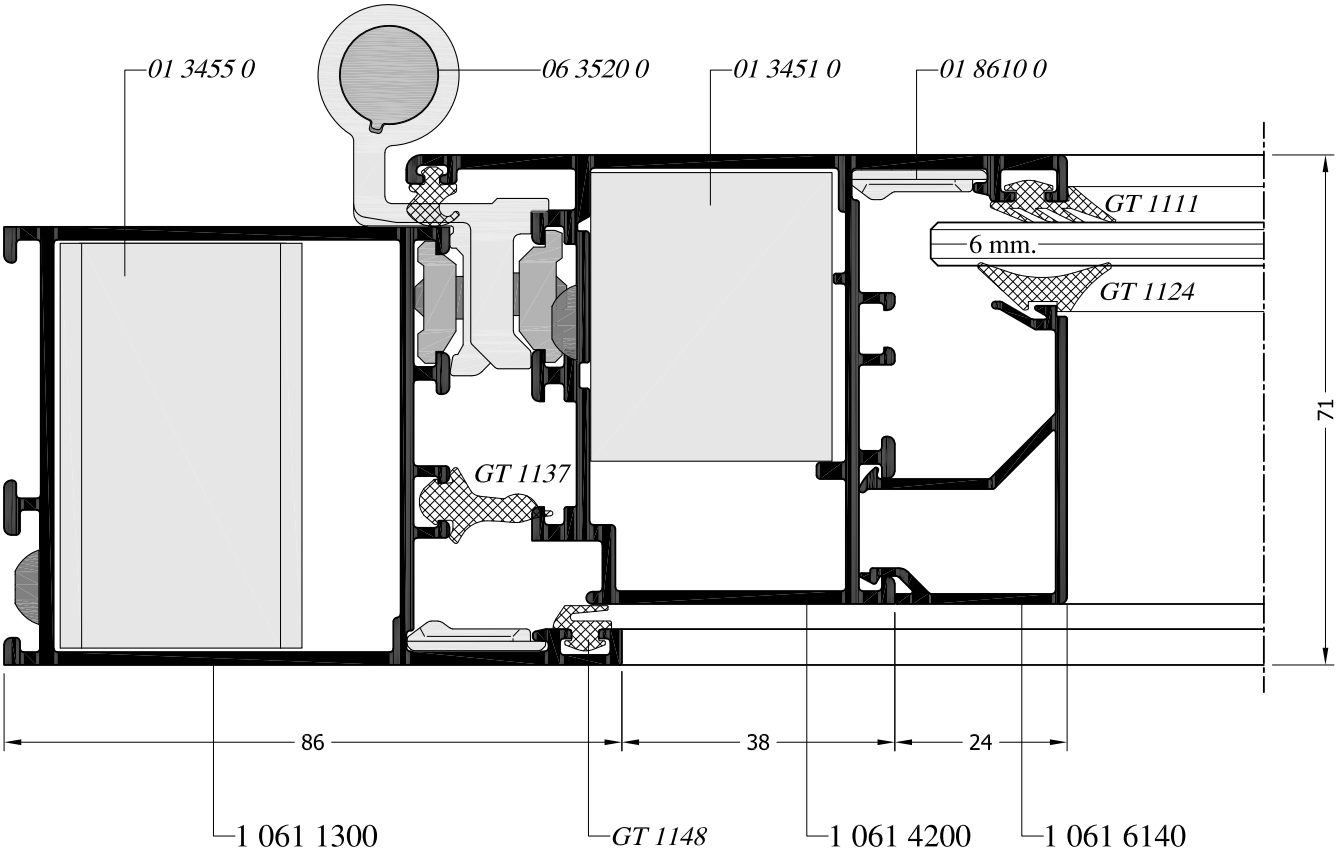
01 3455 0
06 3520 0
01 3451 0
01 8610 0
GT 1111
6 mm.
GT 1124
GT 1137
71
86
38
24
1 061 1300
GT 1148
1 061 4200
1 061 6140

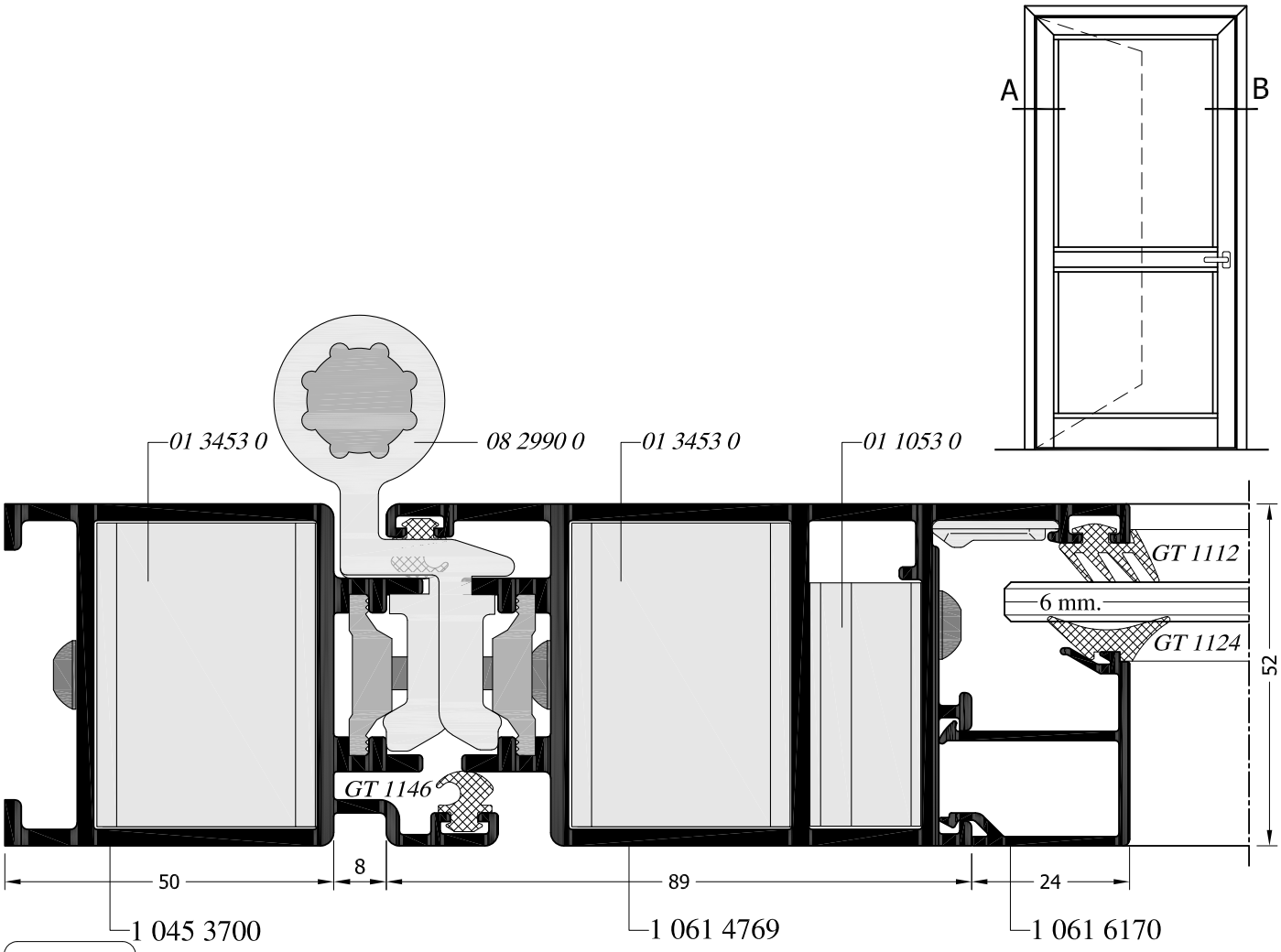
A
B
01 3453 0
08 2990 0
01 3453 0
01 1053 0
GT 1112
6 mm.
GT 1124
52
GT 1146
50
8
89
24
1 045 3700
1 061 4769
1 061 6170

DET. A

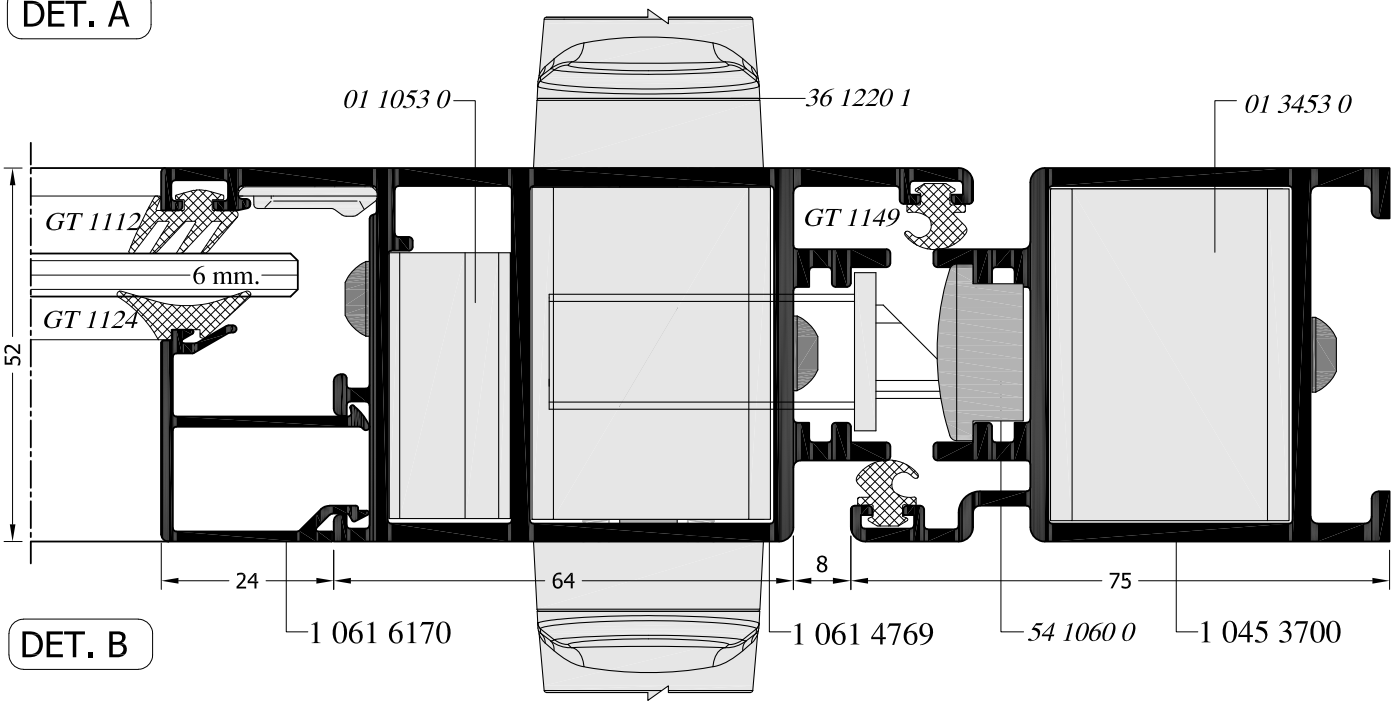
01 1053 0
36 1220 1
01 3453 0
GT 1112
6 mm.
GT 1124
52
GT 1149
24
64
8
75
1 061 6170
1 061 4769
54 1060 0
1 045 3700

DET. B

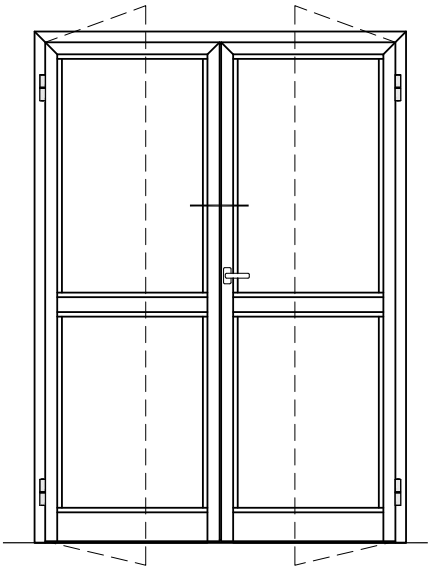

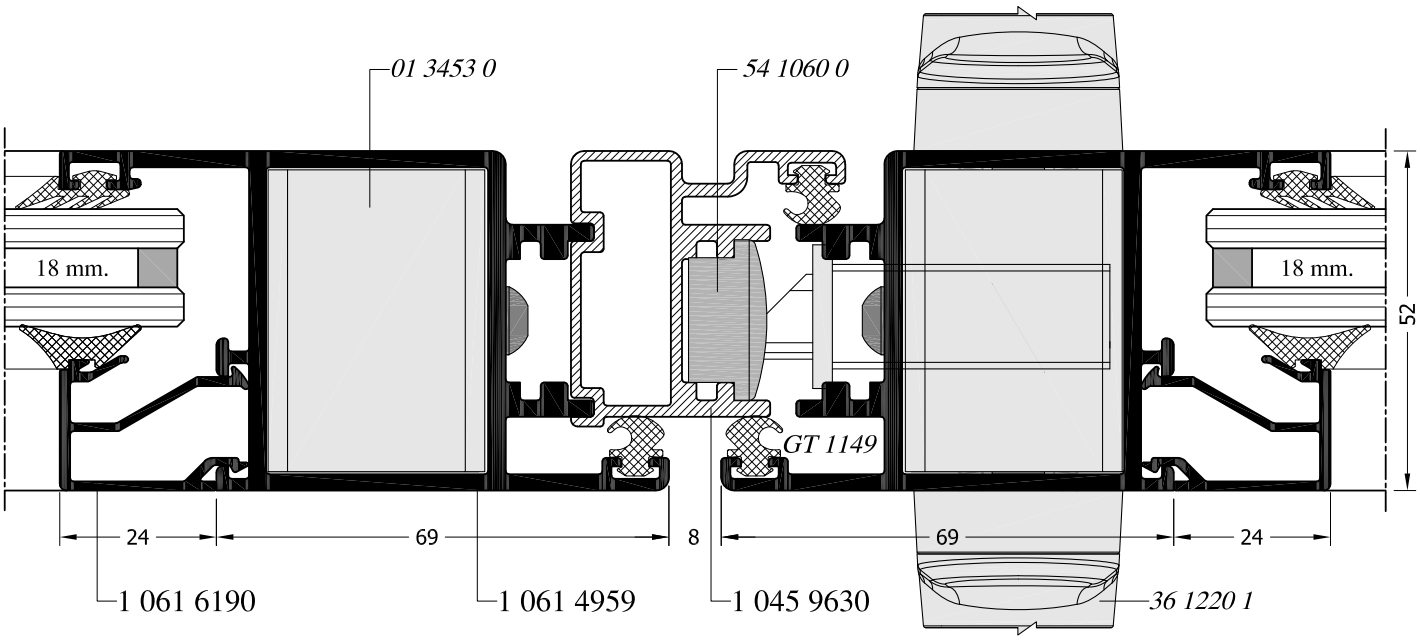
01 3453 0
54 1060 0
18 mm.
18 mm.
52
GT 1149
24
69
8
69
24
1 061 6190
1 061 4959
1 045 9630
36 1220 1

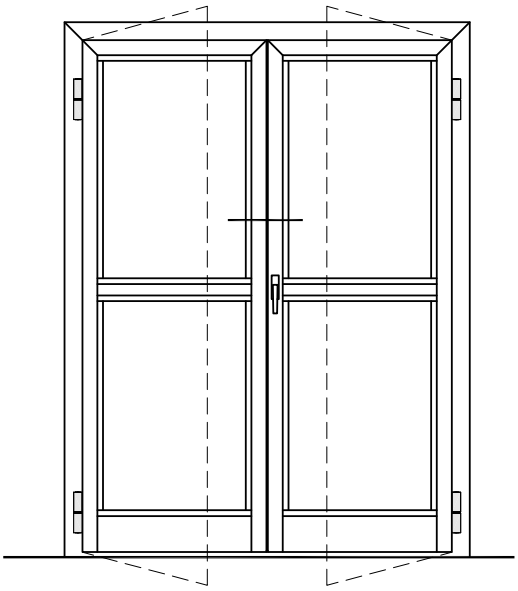

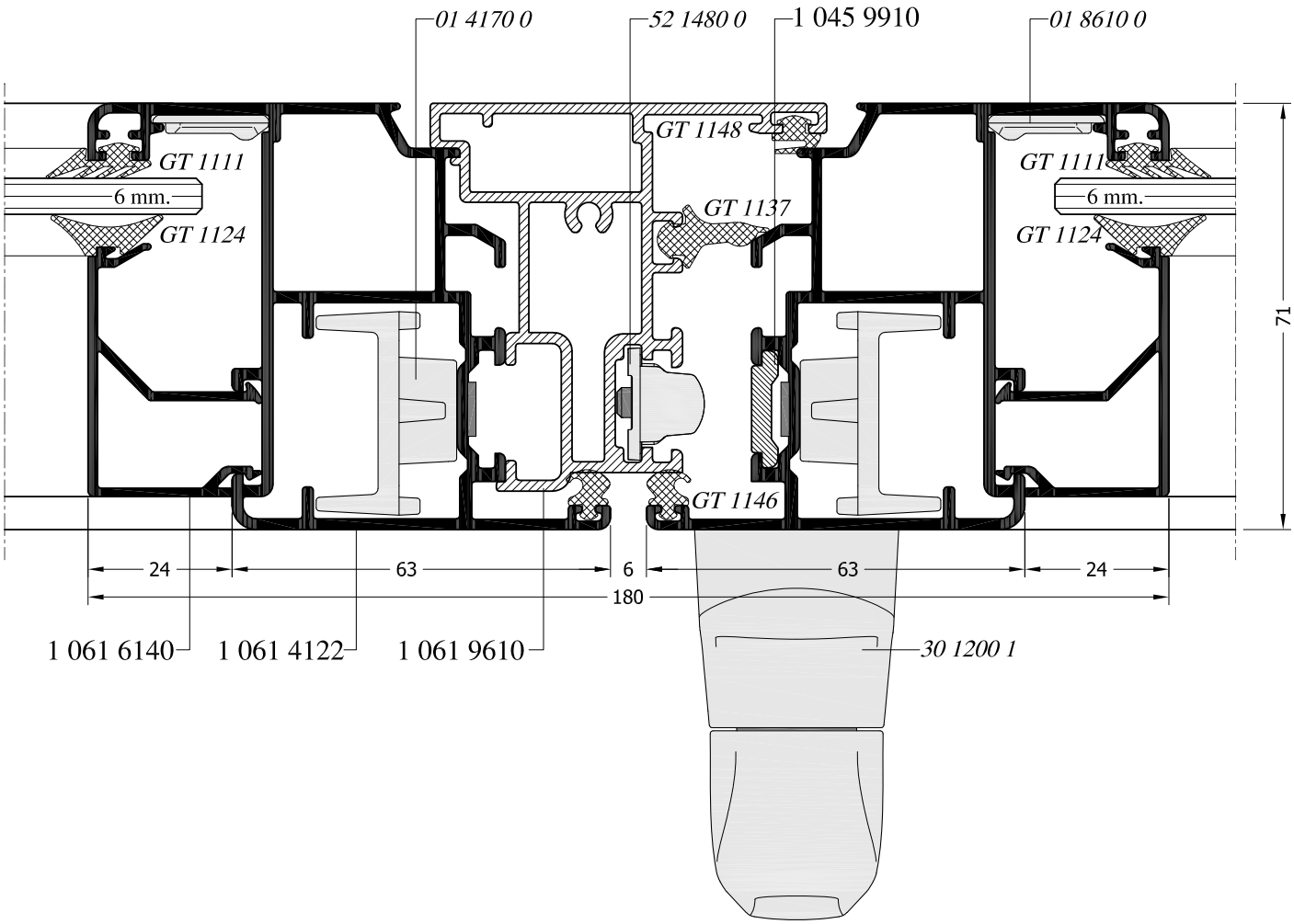
01 4170 0
52 1480 0
1 045 9910
01 8610 0
GT 1148
GT 1111
6 mm.
GT 1124
GT 1137
GT 1111
6 mm.
GT 1124
71
GT 1146
24
63
6
63
24
180
1 061 6140
1 061 4122
1 061 9610
30 1200 1

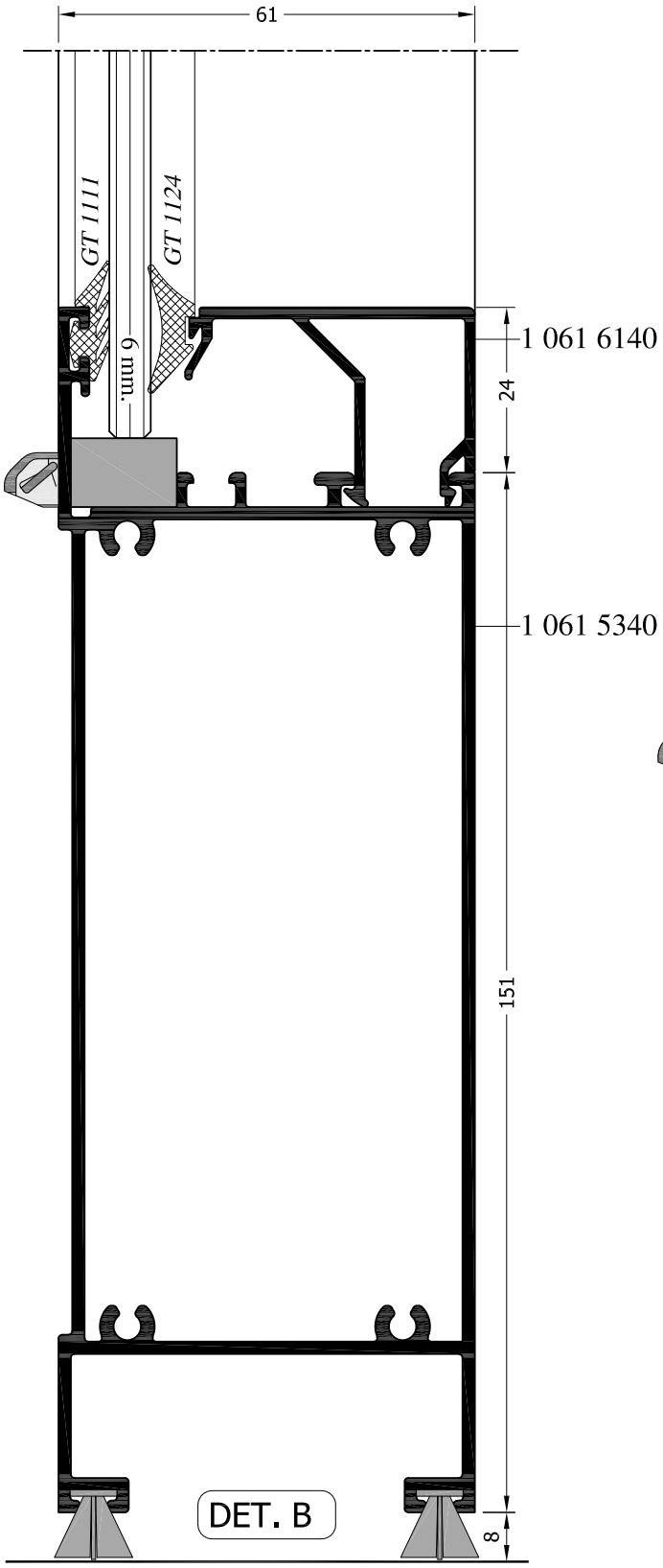
61
GT 1111
GT 1124
6 mm.
1 061 6140
24
1 061 5340
151
8
DET. B

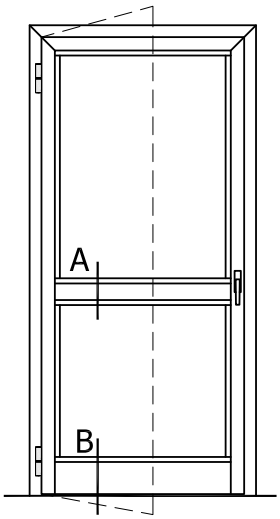
A
B

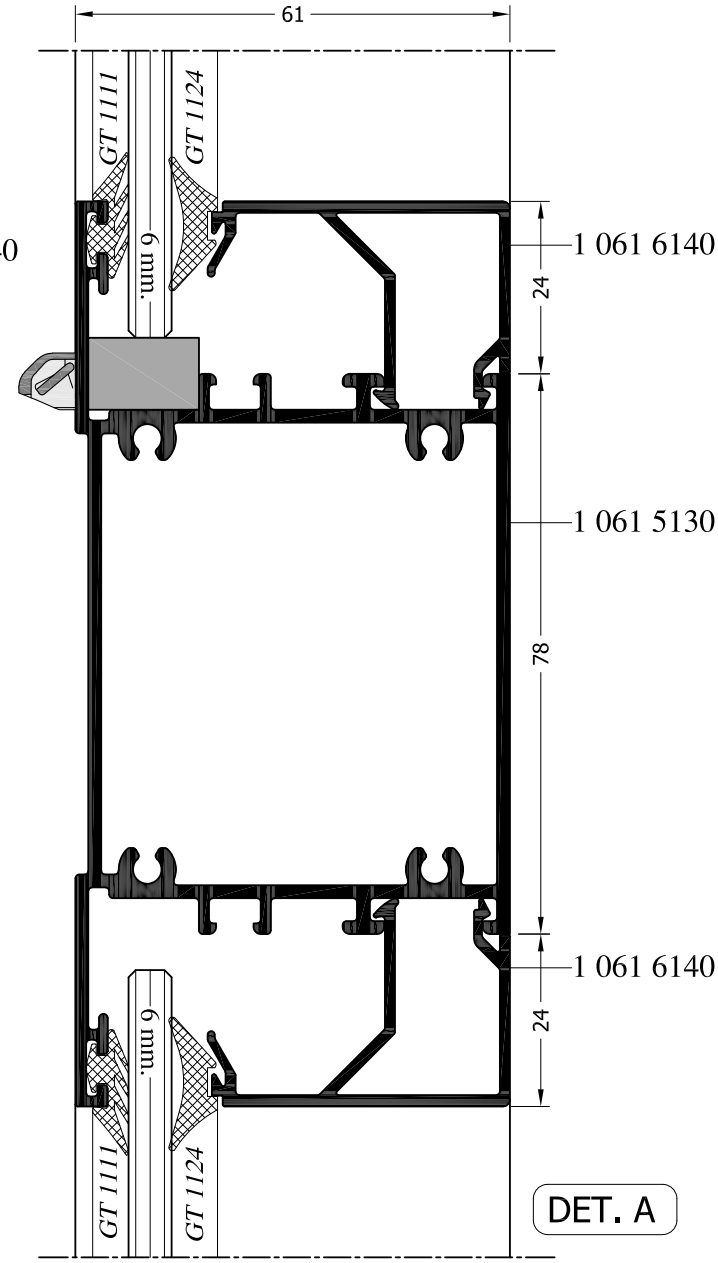
61
GT 1111
GT 1124
6 mm.
1 061 6140
24
1 061 5130
78
1 061 6140
24
6 mm.
GT 1111
GT 1124
DET. A

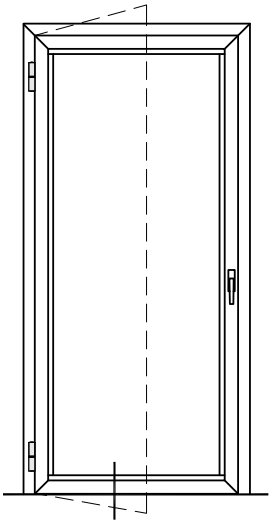

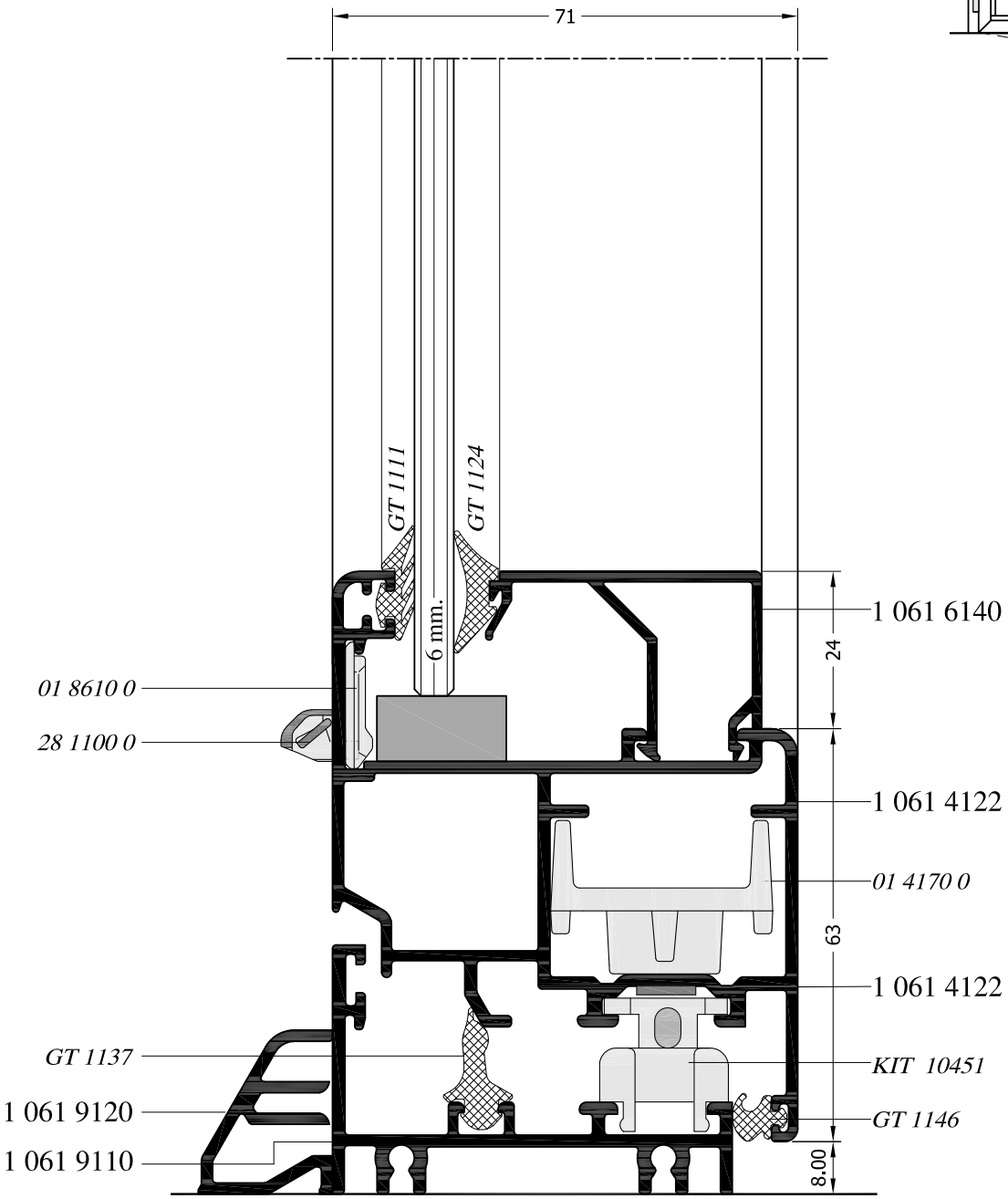
71
GT 1111
GT 1124
6 mm.
1 061 6140
24
01 8610 0
28 1100 0
1 061 4122
01 4170 0
63
1 061 4122
GT 1137
KIT 10451
1 061 9120
GT 1146
1 061 9110
8.00

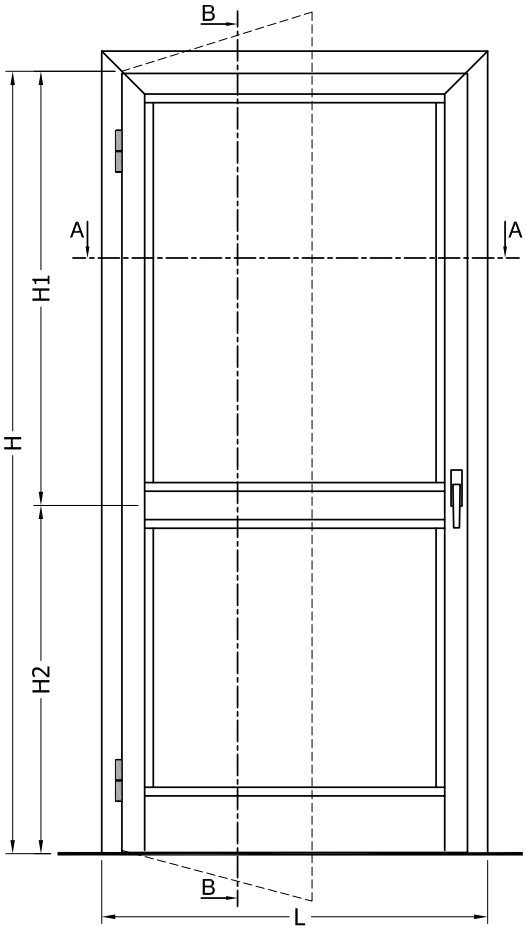

PROFILES CUTTING LIST			
FIGURE	PROF. NO	QTY.	CUTTING LENGTH
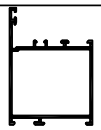	1 061 1300	1	L
		2	H
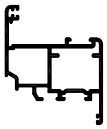	1 061 4122	1	L - 112
		2	H - 64
	1 061 6140	4	L - 238
		2	H1 - 206
		2	H2 - 246
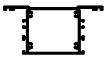	1 061 5130	1	L - 228
	1 061 5340	1	L - 228
SINGLE GLASS"4-6mm"		1	L - 248
			H1 - 168
SINGLE GLASS"4-6mm"		1	L - 248
			H2 - 208
ALL DIMENSIONS IN mm.			

TOTAL WEIGHT				
L (m.)	X	8.74	Kg.	+
H1 (m.)	X	6.80	Kg.	+
H2 (m.)	X	6.80	Kg.	
TOTAL	=		Kg.	

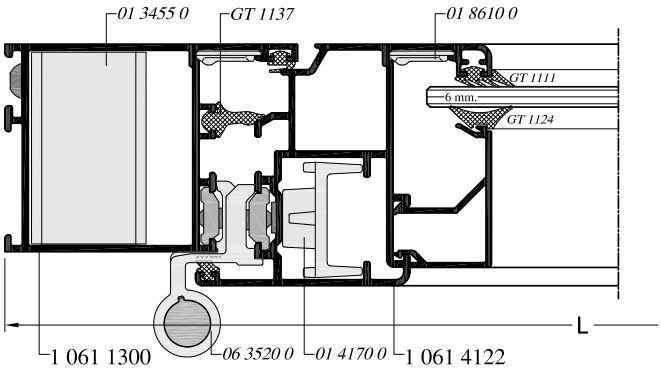

SEC A-A

ACCESSORIES LIST			
FIGURE	ACC. NO	QTY.	DESCRIPTION
	01 3455 0	2	Corner Joint
	01 4170 0	2	Corner Joint
	01 8610 0	4	Alignment Angle
	06 3520 0	2	Hinges
	30 1200 1	1	Cremone Handle
	KIT 10451	2	Locking Kit
	28 1100 0	4	Drainage Cover
	GT 1111	2L+ 4H	Glass Gasket
	GT 1124	2L+ 4H	Glass Gasket
	GT 1137	L+ 2H	Striker Gasket
	GT 1146	2L+ 4H	Striker Gasket
	WS 7*10 F	2L	Weather Strip

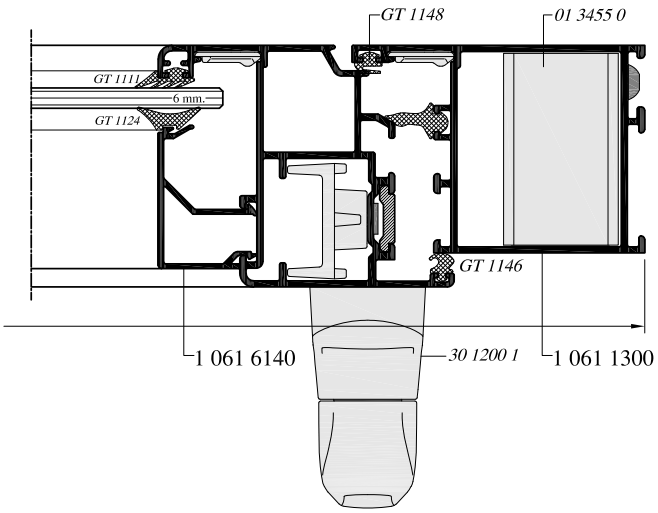

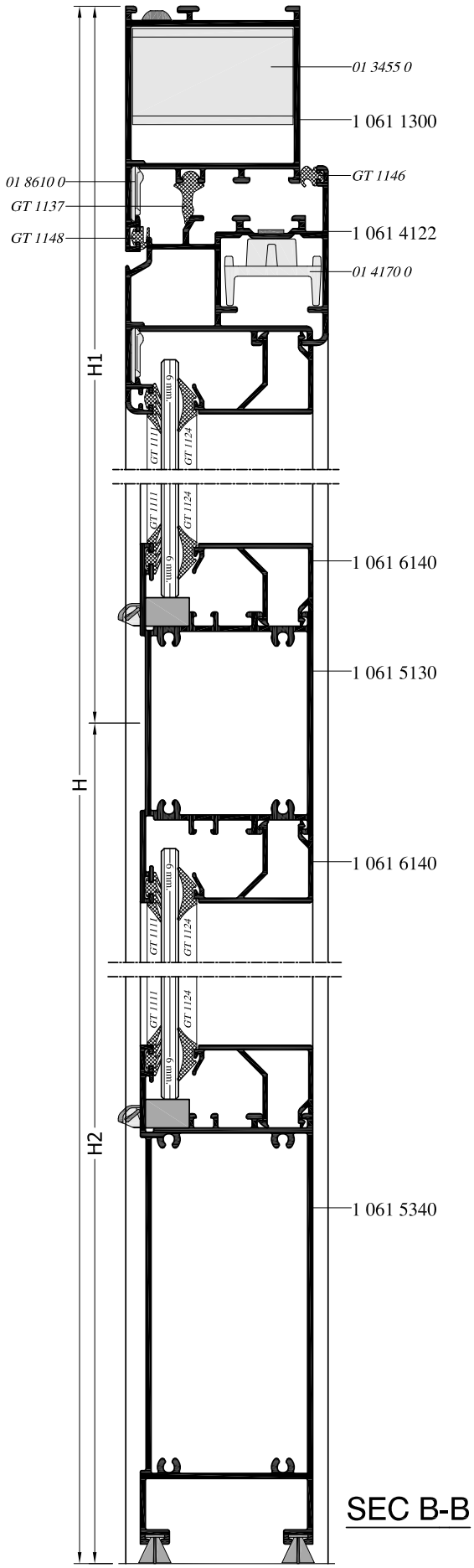

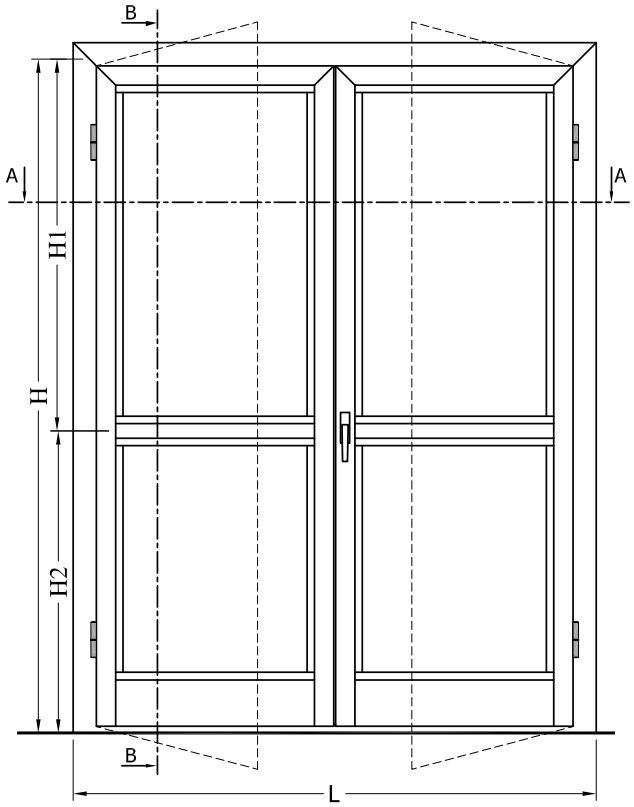

PROFILES CUTTING LIST			
FIGURE	PROF. NO	QTY.	CUTTING LENGTH
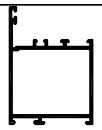	1 061 1300	1	L
		2	H
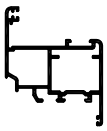	1 061 4122	2	(L - 118)/2
		4	H - 64
	1 061 6140	8	(L - 370)/2
		4	H1 - 206
		4	H2 - 246
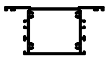	1 061 5130	2	(L - 350)/2
	1 061 5340	2	(L - 350)/2
	1 061 9610	1	H - 100
SINGLE GLASS"4-6mm"		1	(L - 390)/2
			H1 - 168
SINGLE GLASS"4-6mm"		1	(L - 390)/2
			H2 - 208
ALL DIMENSIONS IN mm.			

TOTAL WEIGHT			
L (m.)	X	8.34	Kg.
H1 (m.)	X	12.12	Kg. +
H2 (m.)	X	12.12	Kg. +
TOTAL	=		Kg.

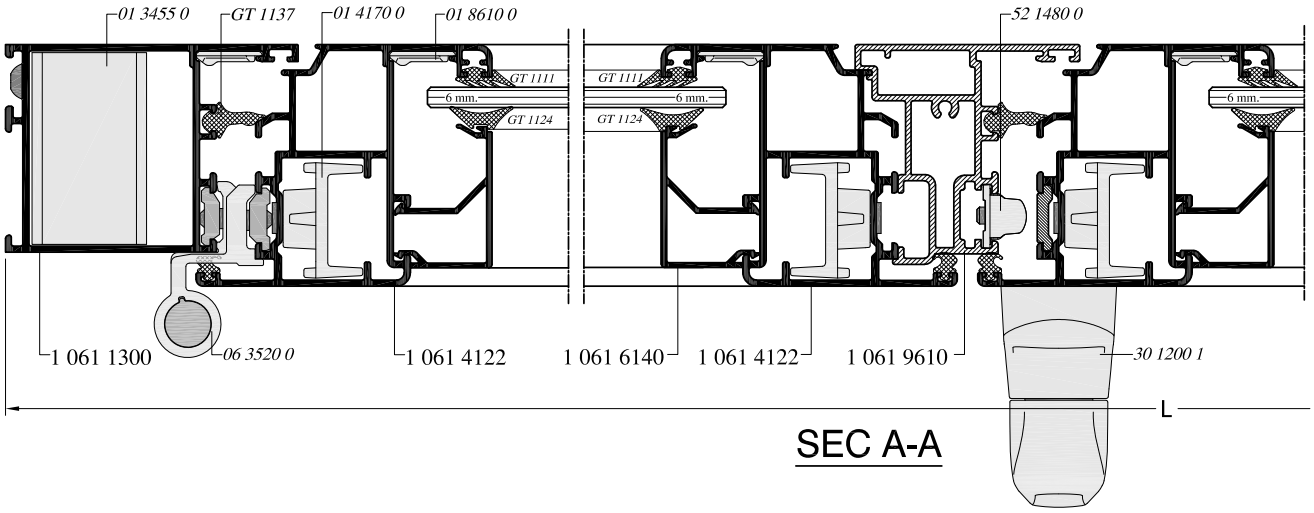

SEC A-A

ACCESSORIES LIST			
FIGURE	ACC. NO	QTY.	DESCRIPTION
	01 3455 0	2	Corner Joint
	01 4170 0	4	Corner Joint
	01 8610 0	6	Alignment Angle
	06 3520 0	4	Hinges
	621 460 0	1	Central Rabbet Plug
	30 1200 1	1	Cremone Handle
	KIT 10451	1	Locking Kit
	50 3610 0	1	Locking Striker
	52 1480 0	2	Bolt
	28 1100 0	8	Drainage Cover
	GT 1111	4L+ 4H	Glass Gasket
	GT 1124	4L+ 4H	Glass Gasket
	GT 1137	L+ 3H	Striker Gasket
	GT 1146	L+ 4H	Striker Gasket
	WS 7*10 F	2L	Weather Strip

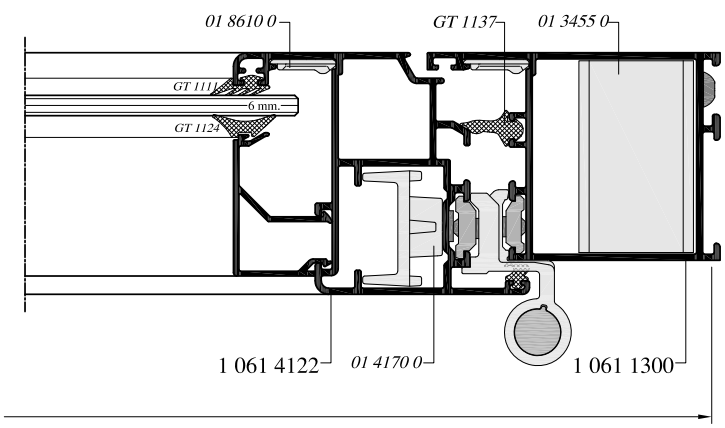

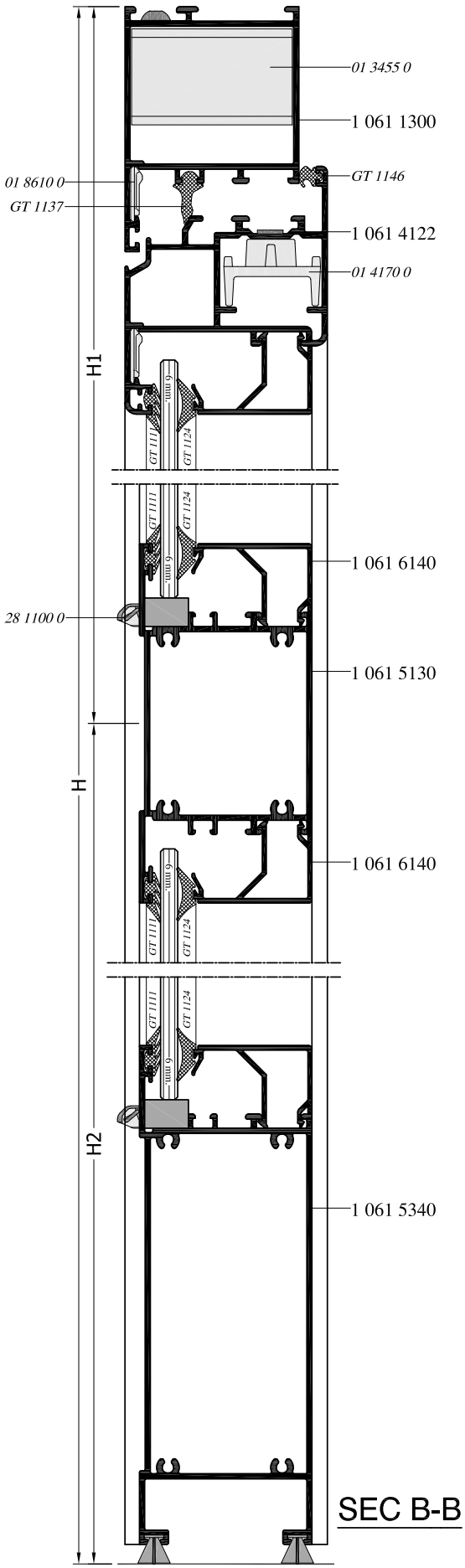

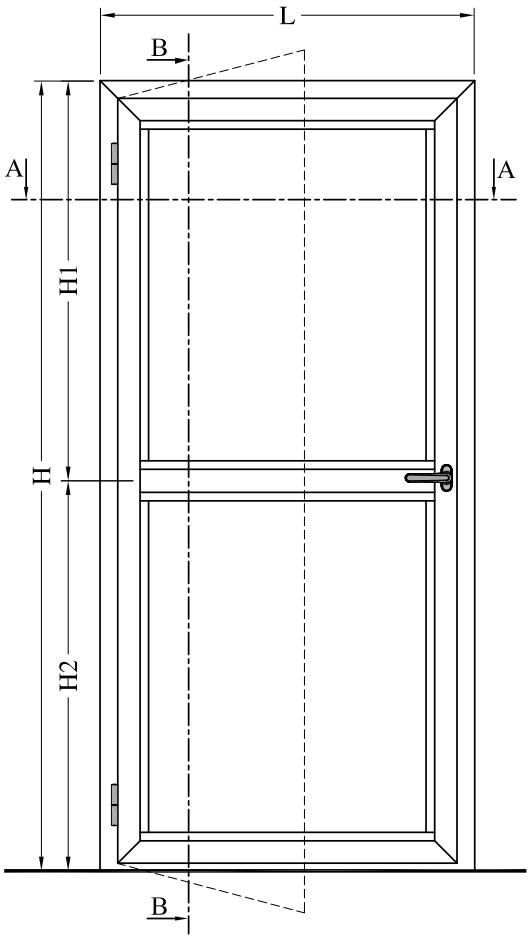

PROFILES CUTTING LIST			
FIGURE	PROF. NO	QTY.	CUTTING LENGTH
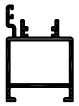	1 045 3700	1	L
		2	H
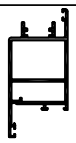	1 061 4759	2	L - 116
		2	H - 66
	1 061 6170	4	L - 294
		2	H1 - 227.5
		2	H2 - 177.5
	1 045 9702	1	L - 284
	1 045 9440	1	L - 139
SINGLE GLASS"4-6mm"		1	L - 304
			H1 - 189.5
SINGLE GLASS"4-6mm"		1	L - 304
			H2 - 139.5
ALL DIMENSIONS IN mm.			

TOTAL WEIGHT				
L (m.)	X	9.41	Kg.	+
H1 (m.)	X	8.03	Kg.	+
H2 (m.)	X	8.03	Kg.	
TOTAL	=		Kg.	

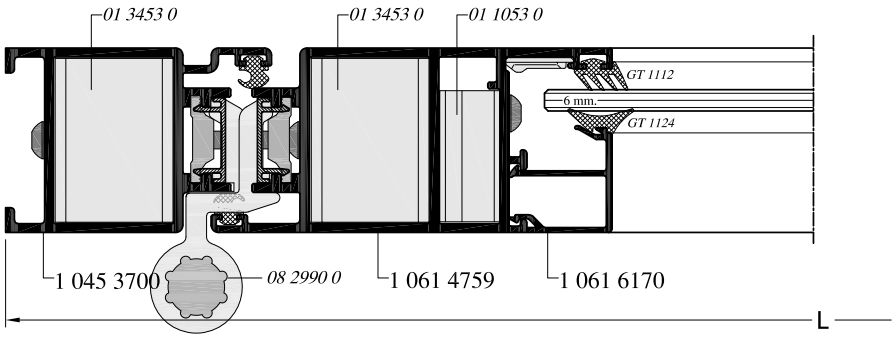

SEC A-A

ACCESSORIES LIST			
FIGURE	ACC. NO	QTY.	DESCRIPTION
	01 3453 0	6	Corner Joint
	01 1053 0	4	Alignment Angle
	01 8610 0	4	Alignment Angle
	08 2990 0	2	Hinges
	36 1220 0	1	Door Handle
	54 1060 0	1	Lock-Counter Plate
	W 0120	1	Lock
	62 3451 0	1	Plug
	28 1100 0	4	Drainage Cover
	GT 1112	4L+2H	Glass Gasket
	GT 1124	4L+2H	Glass Gasket
	GT 1149	3L+4H	Striker Gasket
	WS 0710	2L	Weather Strip

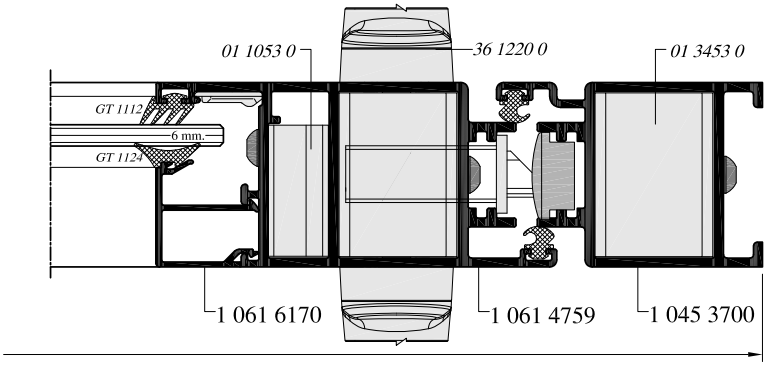

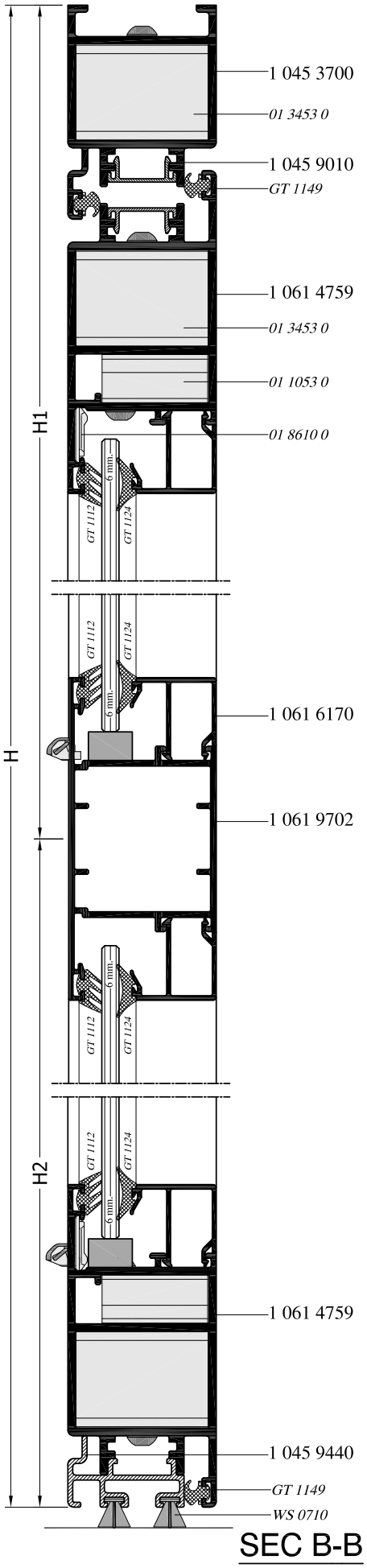

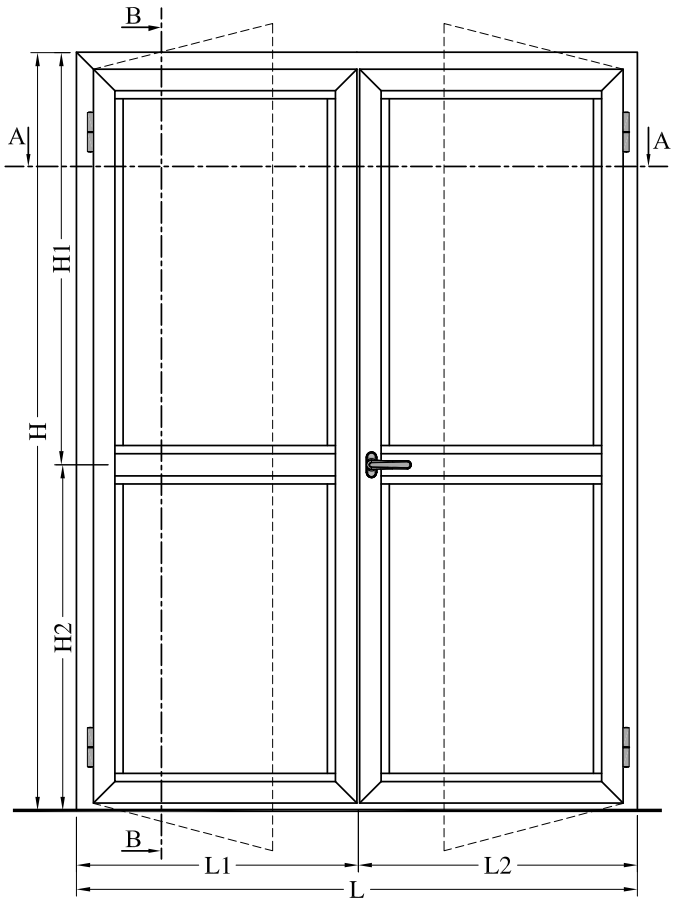

PROFILES CUTTING LIST

FIGURE	PROF. NO	QTY.	CUTTING LENGTH
	1 045 3700	1	L
		2	H
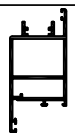	1 061 4759	4	(L - 124) / 2
		4	H - 66
	1 045 9630	1	L - 91
	1 061 9702	1	(L - 460) / 2
	1 061 6170	8	(L - 480) / 2
		4	H1 - 227.5
		4	H2 - 177.5
	1 045 9440	1	L1 - 60.5
		1	L2 - 85
SINGLE GLASS"4-6mm"		1	(L - 500) / 2
			H1 - 189.5
SINGLE GLASS"4-6mm"		1	(L - 500) / 2
			H2 - 139.5

ALL DIMENSIONS IN mm.

TOTAL WEIGHT

L (m.)	X	9.41	Kg.	+
H1 (m.)	X	14.12	Kg.	+
H2 (m.)	X	14.12	Kg.	
TOTAL	=		Kg.	

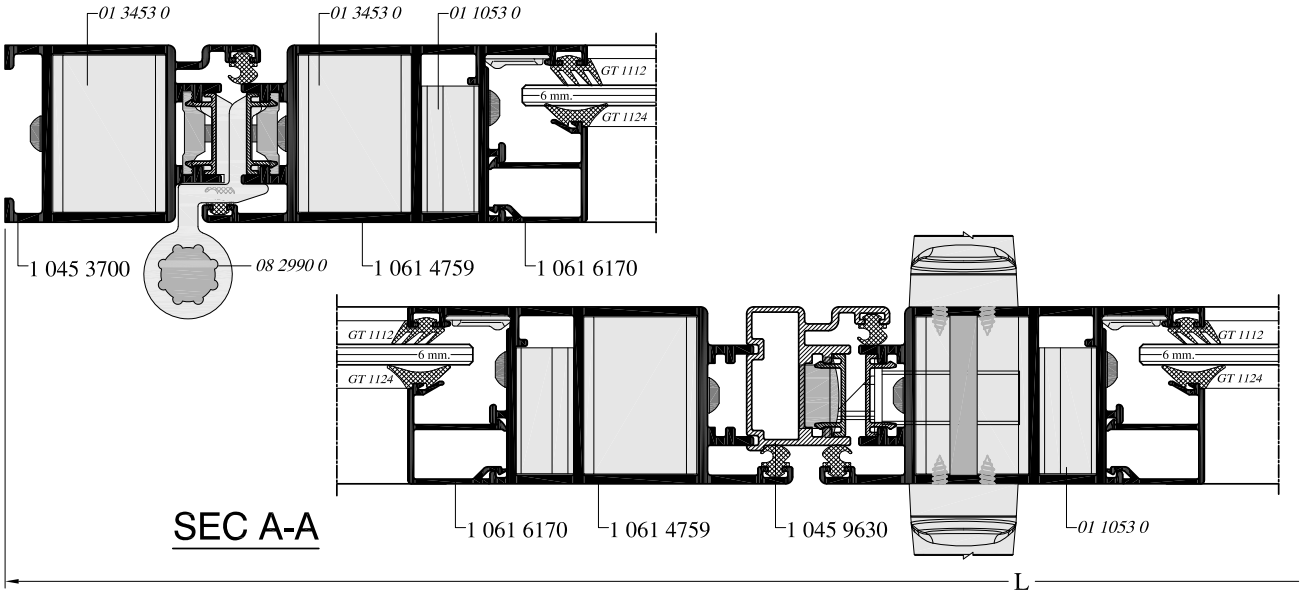

ACCESSORIES LIST			
FIGURE	ACC. NO	QTY.	DESCRIPTION
	01 3453 0	10	Alignment Angle
	01 1053 0	8	Alignment Angle
	08 2990 0	4	Hinges
	36 1220 0	1	Door Handle
	54 1060 0	1	Lock-Counter Plate
	W 0120	1	Lock
	62 1480 0	1	Central Rabbet Plug
	28 1100 0	8	Drainage Cover
	52 1545 0	2	Lever Bolt
	62 3482 0	1	Plug
	GT 1112	4L+4H	Glass Gasket
	GT 1124	4L+4H	Glass Gasket
	GT 1149	3L+7H	Striker Gasket
	WS 0710	2L	Weather Strip

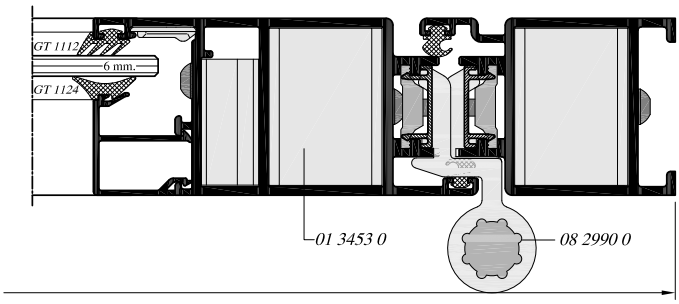

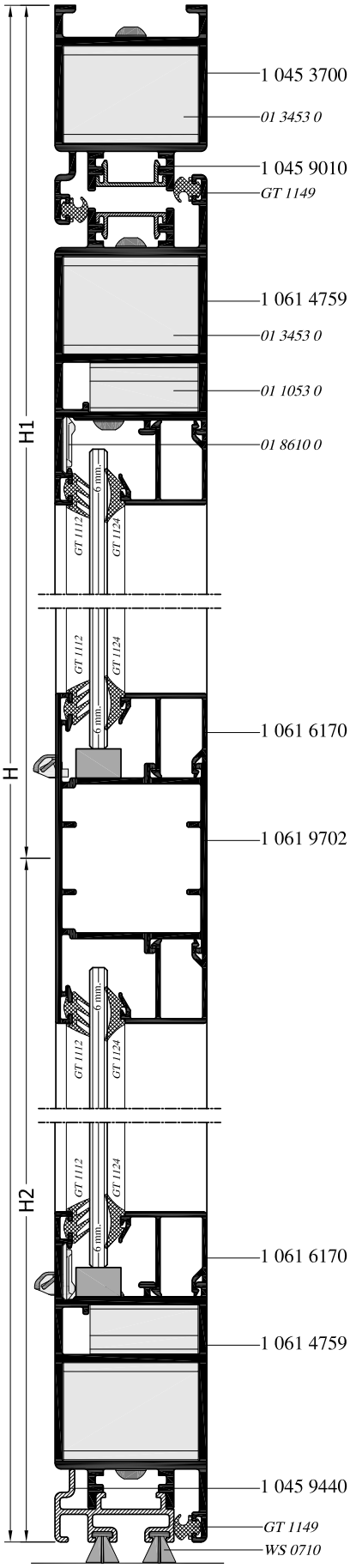

SEC B-B

SONATA 45

DOORS

- Wide variety of frames and sashes in design and aesthetic shapes that match the architectural trends while offering a full range of accessories for various types of openings.
- Offers a solution for every standard application for inward flush doors.
- Offers integrated inward or outward hinged doors solution with facade systems adding an aesthetic value to the glass facades.
- Used for medium to large openings doors.

Technical Characteristics

Frame	Depth	45 mm. to 84 mm.
	Height	48.5 mm. to 116 mm.
Sash	Depth	46 mm. to 52 mm.
	Height	70 mm. to 100 mm.
Max Glass Thickness	Up to 44 mm.	
Max Sash Weight	Up to 140 kg.	
Sealing Type	EPDM gasket with central gasket	

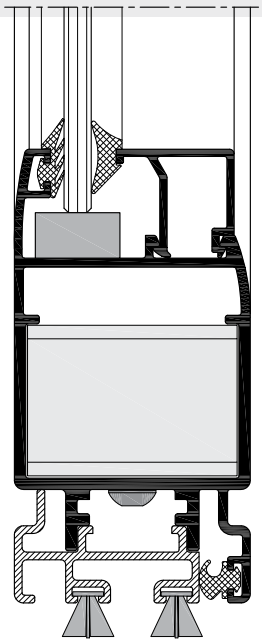

ECO CERTIFICAZIONI

EUROPEAN CERTIFYING ORGANIZATION S.P.A.
NOTIFIED TESTING LABORATORY N. 0714
FOR REGULATION (EU) No 305/2011

CLASSIFICATION ASSESSMENT
N. 0714-CPR-1288 DATED AUGUST, 05 2015

In compliance with Regulation (EU) No. 305/2011 of the European Parliament and of the Council of 9 March 2011, that replaces Council Directive 89/106/EEC and lays down conditions for the placing or making available on the market of construction products by establishing harmonised rules on how to express their performance in relation to their essential characteristics and taking account of the horizontal legal framework for the marketing of products in the internal market, established by Regulation (EC) No. 765/2008 of the European Parliament and of the Council of 9 July 2008 setting out the requirements for accreditation and market surveillance relating to the marketing of products, as well as by Decision No. 768/2008/EC of the European Parliament and of the Council of 9 July 2008 on a common framework for the marketing of products,
and in compliance with hEN 14351-1:2006 – A1:2010 Windows and doors - Product standard, performance characteristics - Part 1: Windows and external pedestrian doorsets without resistance to fire and/or smoke leakage characteristics, which is currently in force,
European Certifying Organization S.p.A., notified laboratory NB 0714, carried out the following:

type-testing

for the determination of the essential characteristics

Air Permeability – Water tightness – Resistance to Wind Load

on the below mentioned external pedestrian doorset without resistance to fire and/or smoke leakage characteristics
In compliance with EN 12207:1999, EN 12208:1999, EN 12210:1999 – Classification,
EN 1026:2000, EN 1027:2000, EN 12211:2000 – Tests and calculations
System of assessment and verification of constancy of performance 3

The specimen, as provided by the Manufacturer, was identified as follows:

DESCRIPTION OF THE PRODUCT	
Type:	Single hinged window, inward opening.
Model:	SONATA 45
	Width= 800 mm, Height = 1,200 mm, Thickness = 53 mm
Fabrication number:	-
Date of fabrication:	2015
PRODUCED IN THE FACTORY	
Name:	MACHINES & ALUMINIUM CENTER
Adress:	122, MOHIY AL-DIN ABU AL-EZZ ST., DOKKI - GIZA - EGYPT
PLACED ON THE MARKET BY	
Name:	MACHINES & ALUMINIUM CENTER
Adress:	122, MOHIY AL-DIN ABU AL-EZZ ST., DOKKI - GIZA - EGYPT

Taking into account the documentation submitted by the Manufacturer and on the basis of the results of the type-testing carried out, as described in the laboratory report ECO CP0025/1, dated August, 05 2015, in accordance with Annex ZA of hEN 14351-1:2006 – A1:2010 and with the EN 12207:1999, EN 12208:1999 and EN 12210:1999 classification, to the specimen, as previously identified,

THE FOLLOWING CLASSIFICATION IS AWARDED

AIR PERMEABILITY:	**CLASS 4**
WATERTIGHTNESS:	**CLASS E900**
RESISTANCE TO WIND LOAD:	**CLASS C4**

The results refer only to the specimen that has been provided by the Manufacturer and submitted to type-testing listed above.
This classification assessment consists of 1 page and its reproduction is permitted in full only.

Faenza, August, 05, 2015

The undersigned ECO Certificazioni S.p.A. [illegible]
Eng. Gianluca Cam[illegible] Via Mengolina, 33
FAENZA (RA)

ECO CERTIFICAZIONI S.p.A. - ITALY - www.eco-cert.it

ECO Certificazioni S.p.A. • Via Mengolina, 33
48018 Faenza (RA) - ITALY
Tel. +39 0546 624911 • Fax +39 0546 624922
E-mail: info@eco-cert.it • www.ecocertificazioni.eu

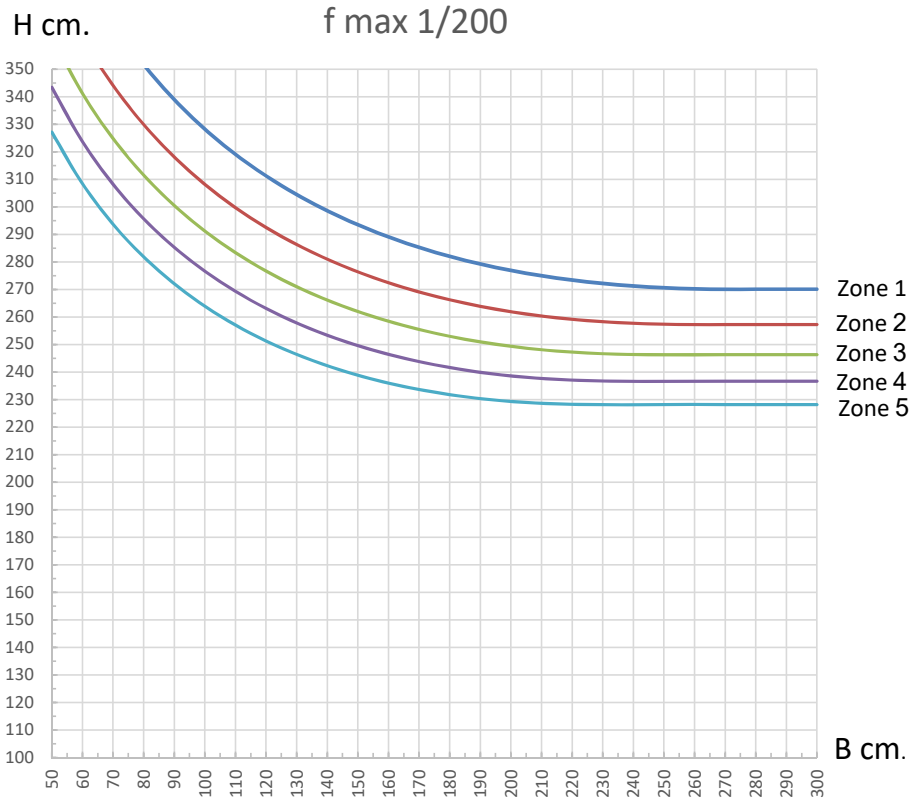

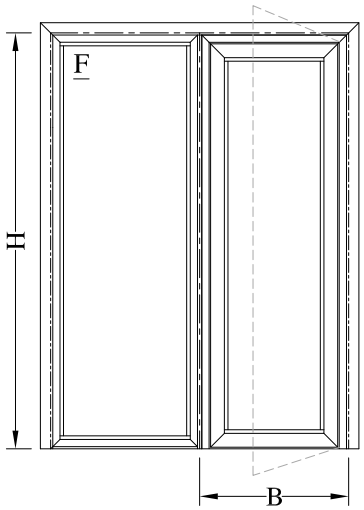

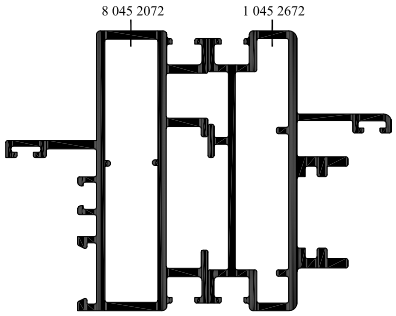

Ix = 56.76 cm^4

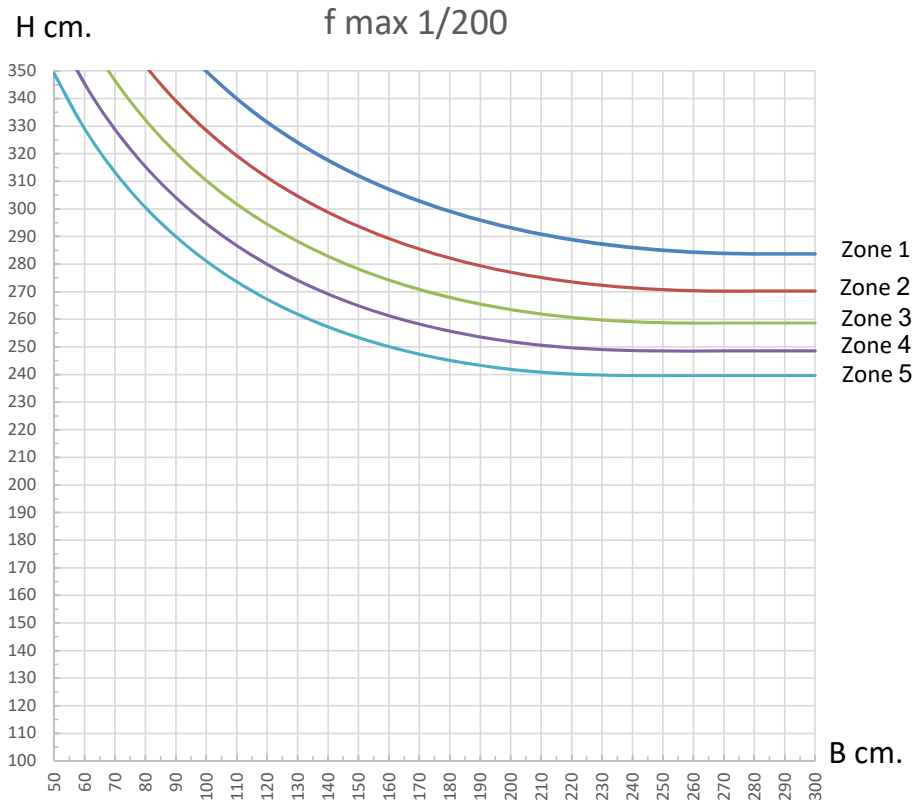

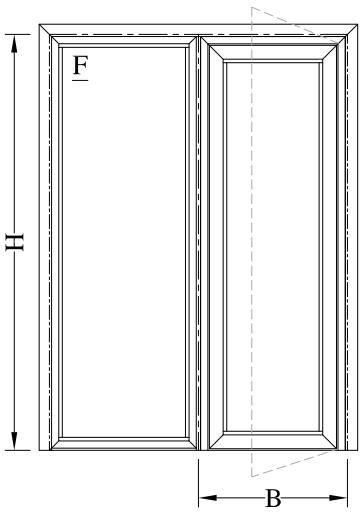

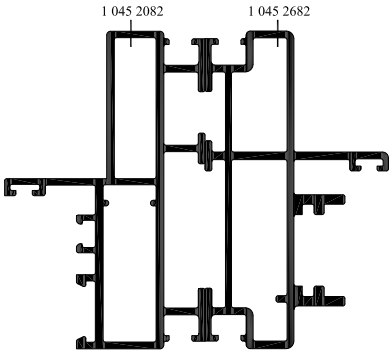

Ix =69.05 cm^4

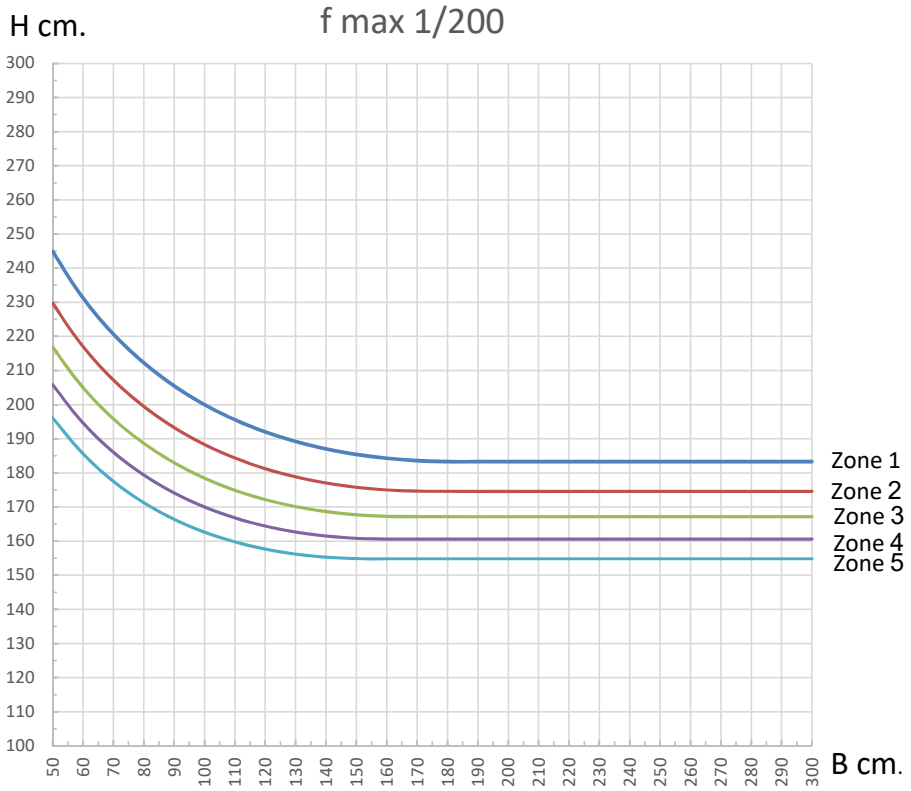

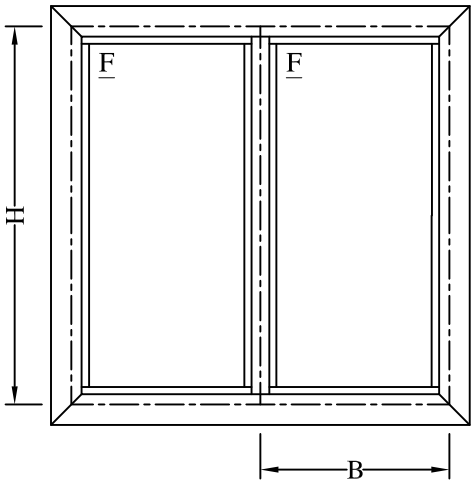

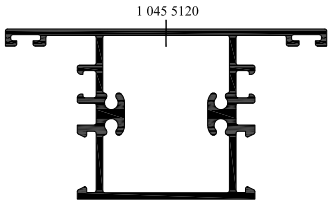

Ix = 12.04 cm⁴

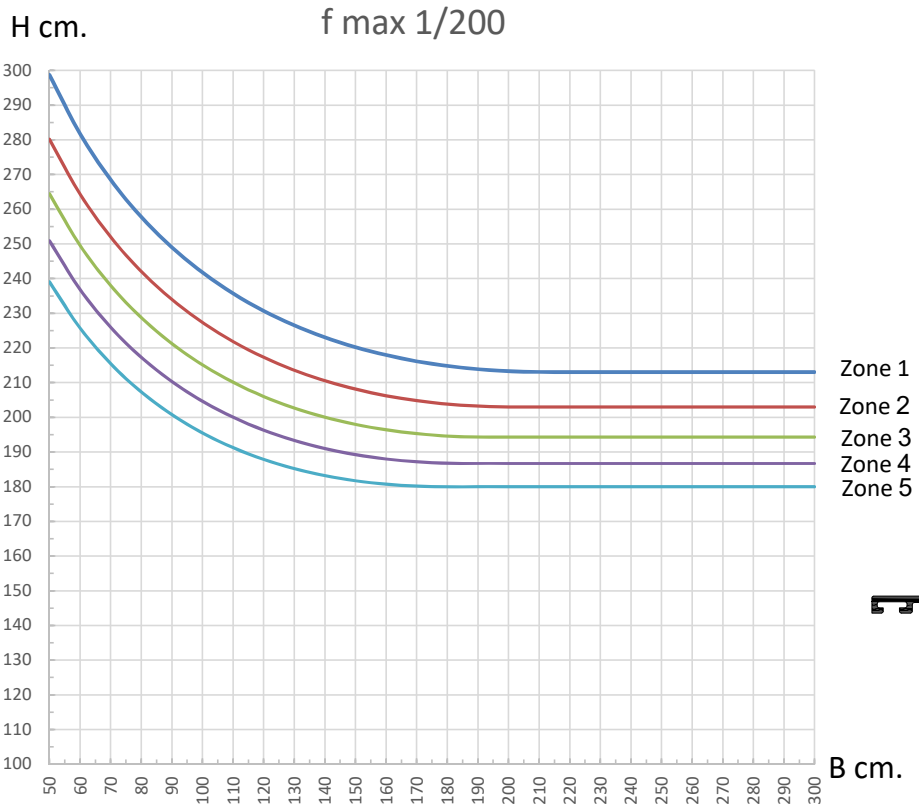

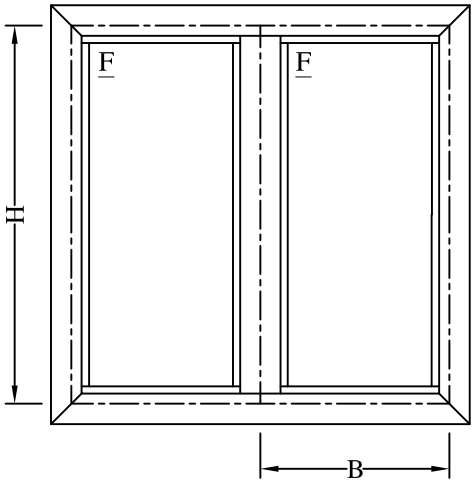

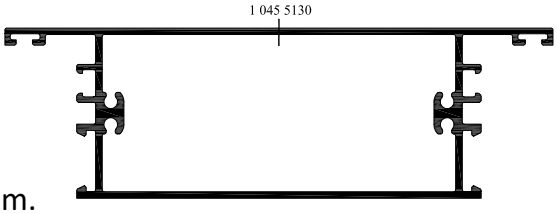

Ix = 21.97 cm⁴

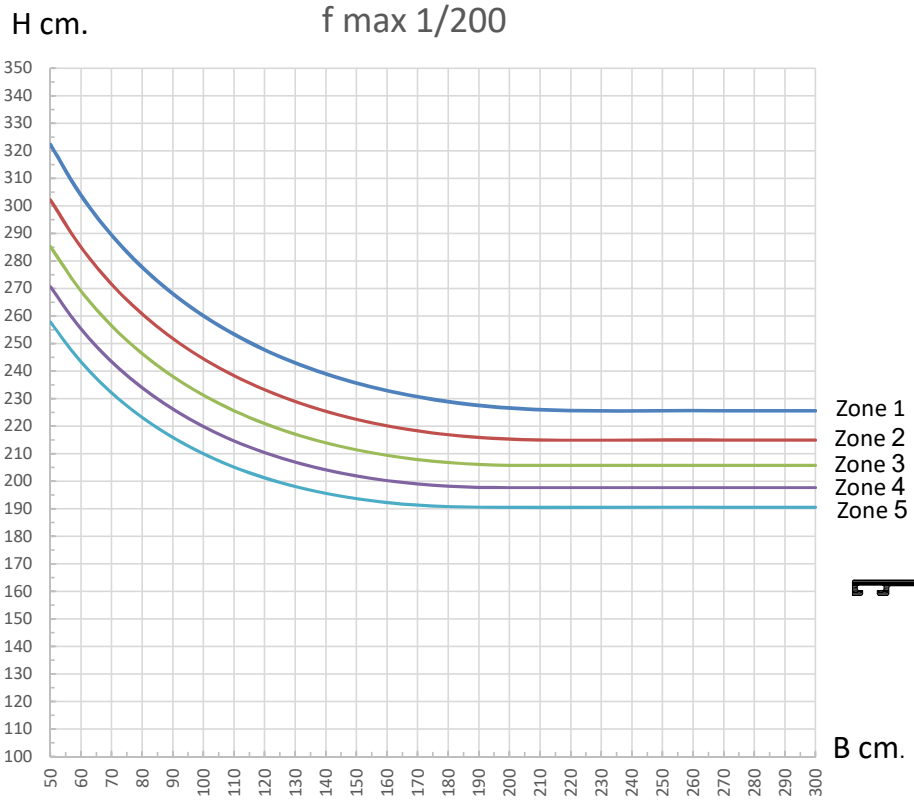
H cm.
f max 1/200
350
340
330
320
310
300
290
280
270
260
250
240
230
220
210
200
190
180
170
160
150
140
130
120
110
100
50
60
70
80
90
100
110
120
130
140
150
160
170
180
190
200
210
220
230
240
250
260
270
280
290
300
Zone 1
Zone 2
Zone 3
Zone 4
Zone 5
B cm.

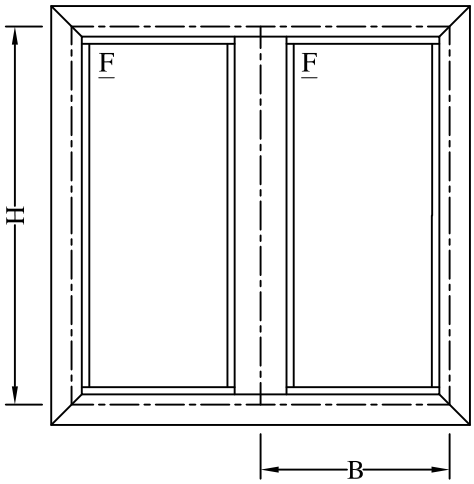
F
F
H
B

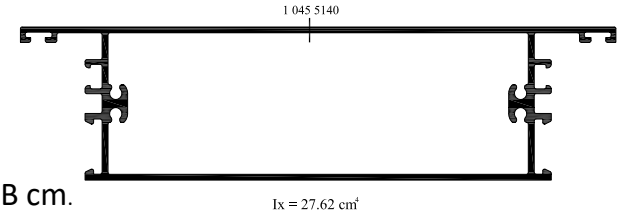
1 045 5140
Ix = 27.62 cm⁴

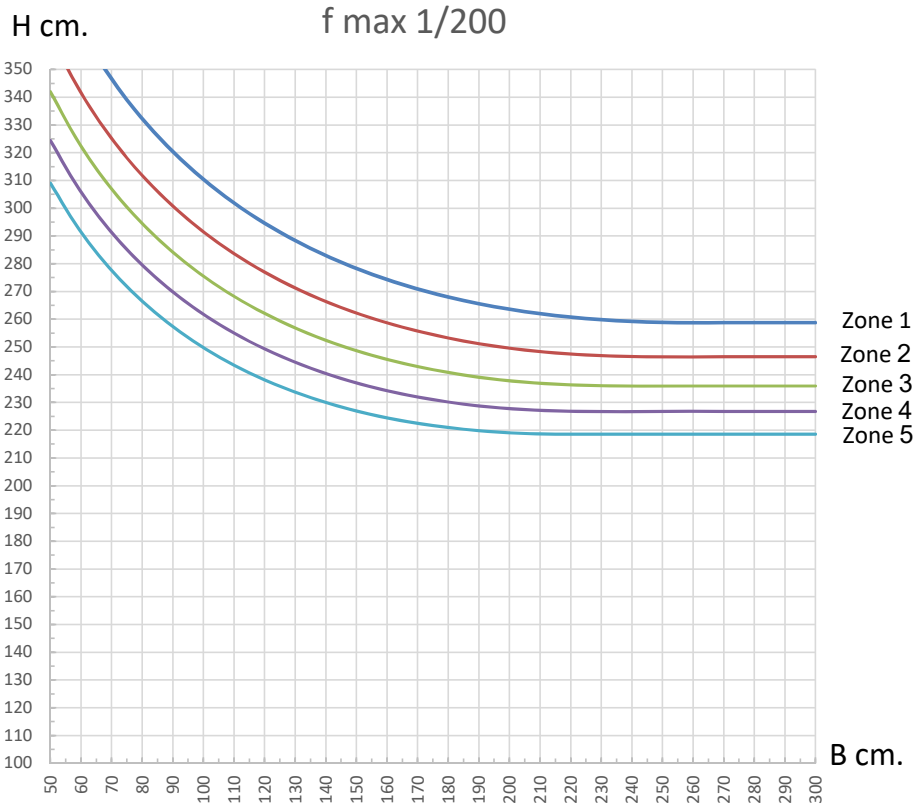
H cm.
f max 1/200
350
340
330
320
310
300
290
280
270
260
250
240
230
220
210
200
190
180
170
160
150
140
130
120
110
100
50
60
70
80
90
100
110
120
130
140
150
160
170
180
190
200
210
220
230
240
250
260
270
280
290
300
Zone 1
Zone 2
Zone 3
Zone 4
Zone 5
B cm.

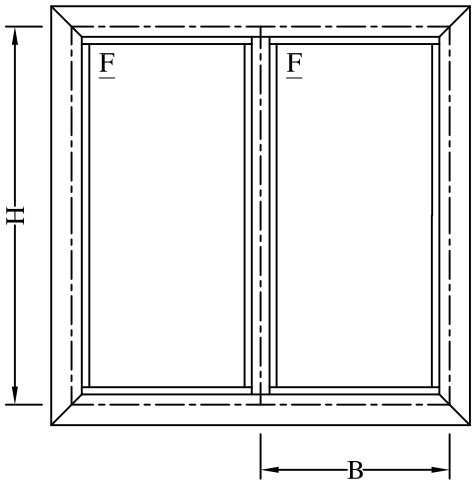
F
F
H
B

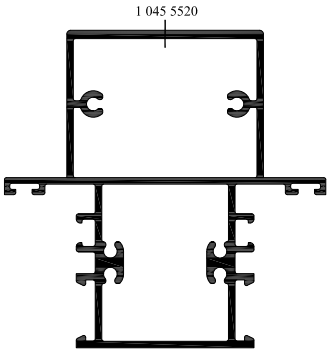
1 045 5520
Ix = 47.79 cm⁴

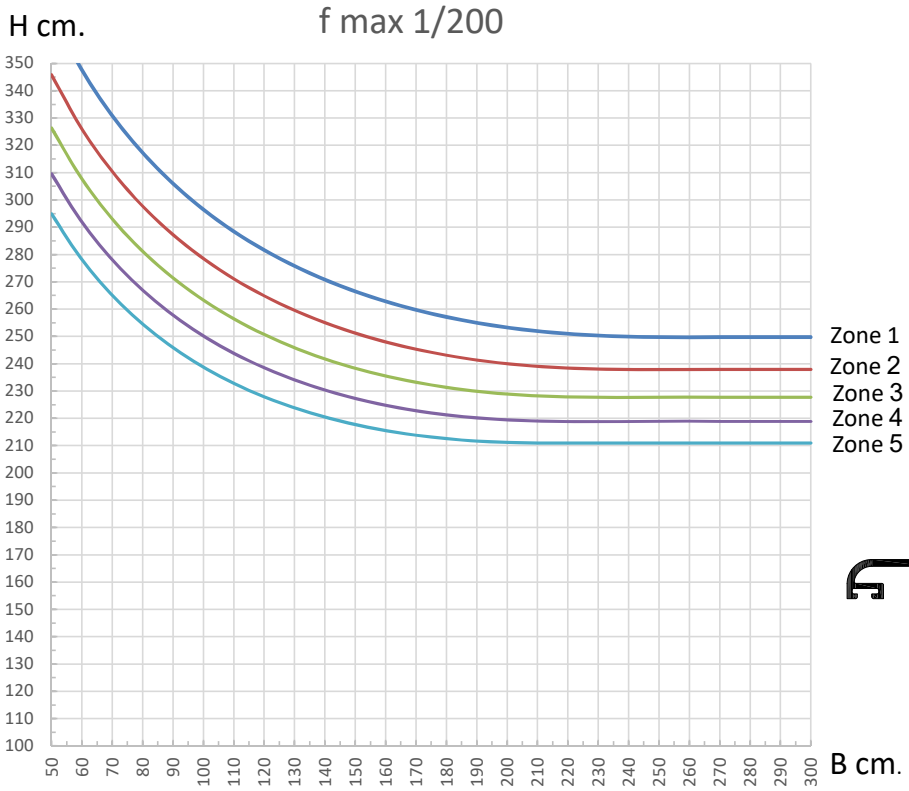

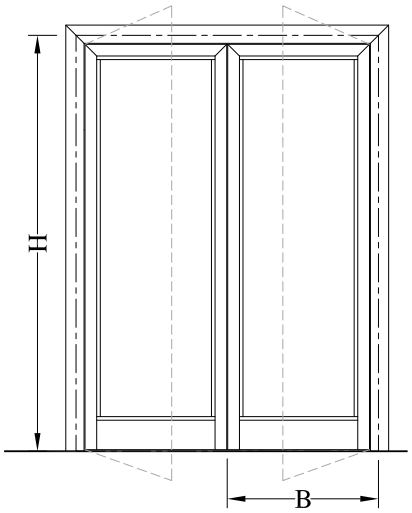

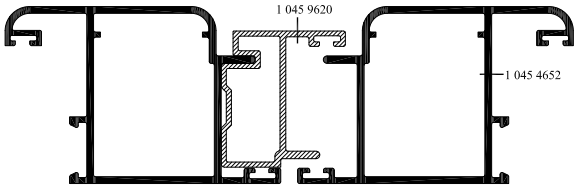

Ix = 41.50 cm⁴

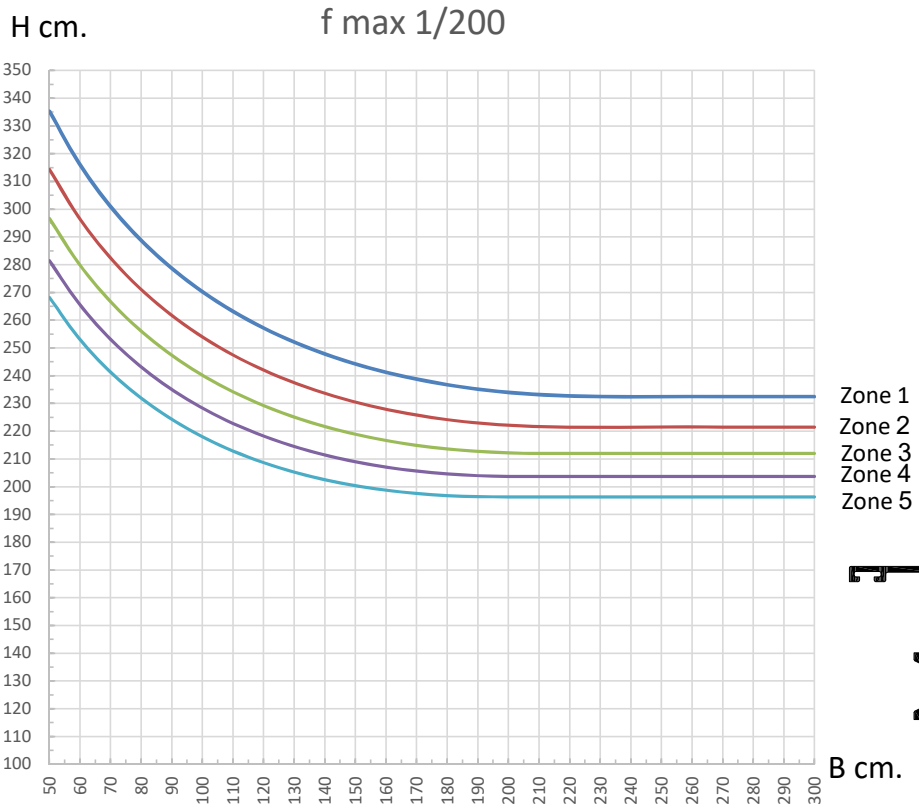

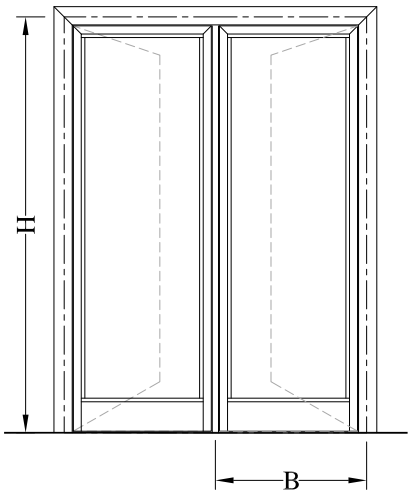

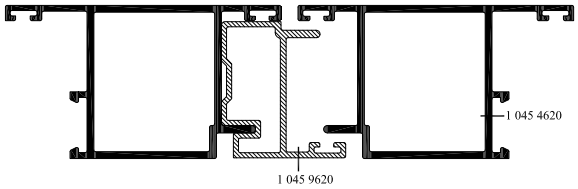

Ix = 31.13 cm⁴

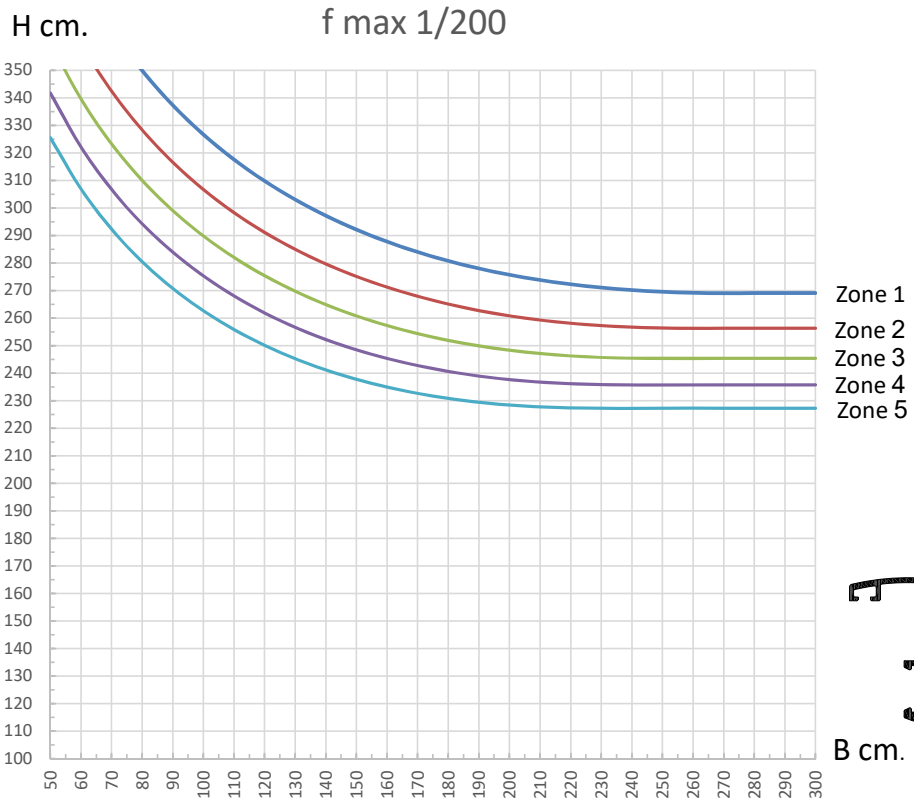
H cm.
f max 1/200
350
340
330
320
310
300
290
280
270
260
250
240
230
220
210
200
190
180
170
160
150
140
130
120
110
100
50
60
70
80
90
100
110
120
130
140
150
160
170
180
190
200
210
220
230
240
250
260
270
280
290
300
Zone 1
Zone 2
Zone 3
Zone 4
Zone 5
B cm.

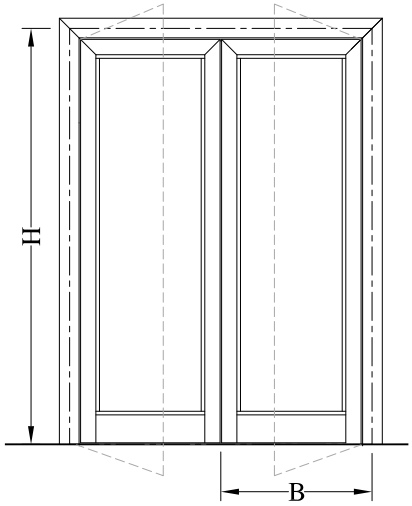
H
B

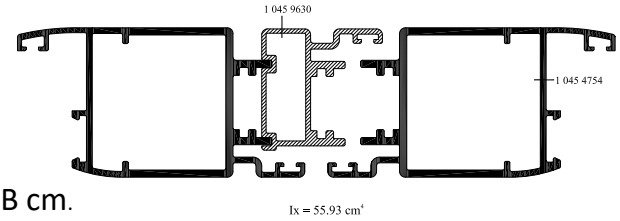
1 045 9630
1 045 4754
Ix = 55.93 cm⁴

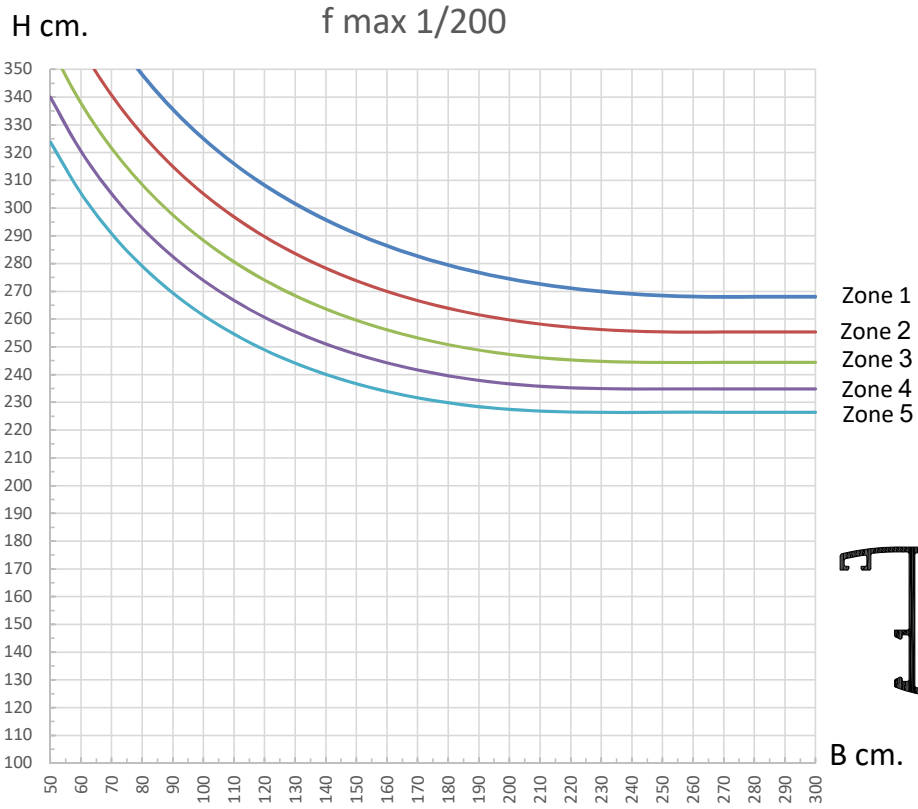
H cm.
f max 1/200
350
340
330
320
310
300
290
280
270
260
250
240
230
220
210
200
190
180
170
160
150
140
130
120
110
100
50
60
70
80
90
100
110
120
130
140
150
160
170
180
190
200
210
220
230
240
250
260
270
280
290
300
Zone 1
Zone 2
Zone 3
Zone 4
Zone 5
B cm.

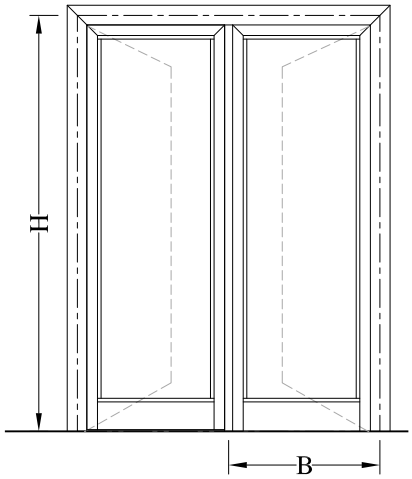
H
B

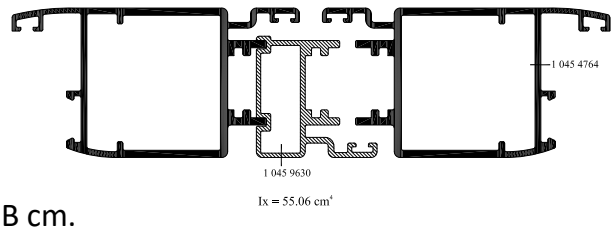
1 045 4764
1 045 9630
Ix = 55.06 cm⁴

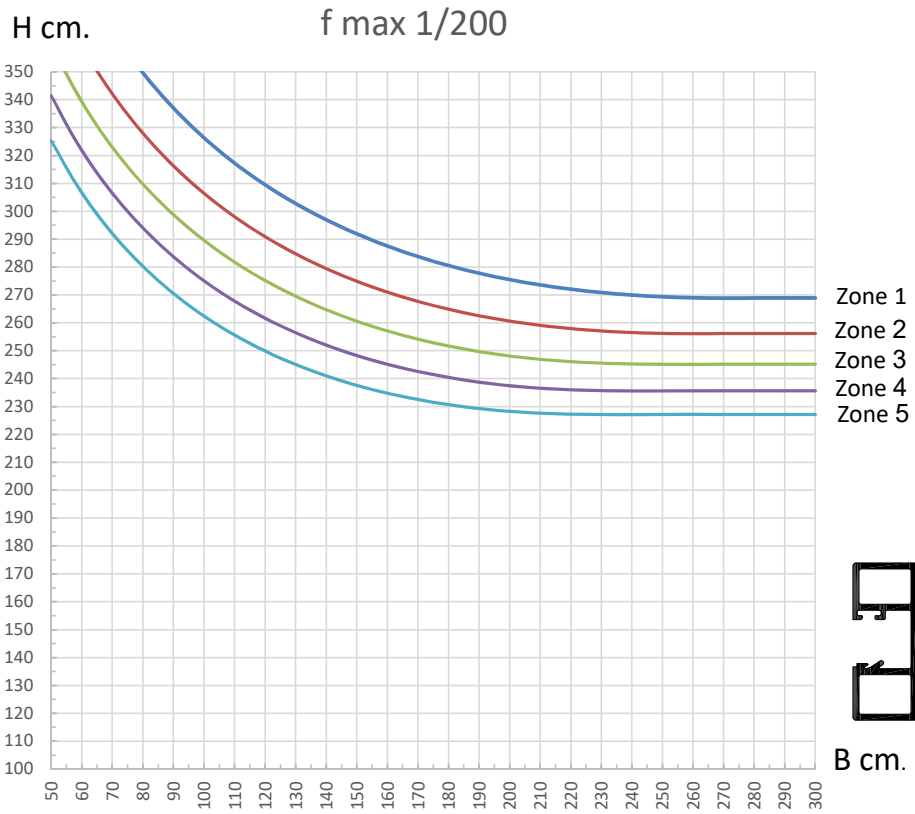
H cm.
f max 1/200
350
340
330
320
310
300
290
280
270
260
250
240
230
220
210
200
190
180
170
160
150
140
130
120
110
100
50
60
70
80
90
100
110
120
130
140
150
160
170
180
190
200
210
220
230
240
250
260
270
280
290
300
Zone 1
Zone 2
Zone 3
Zone 4
Zone 5
B cm.

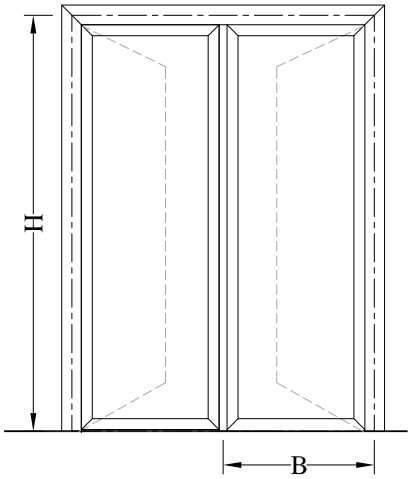
H
B

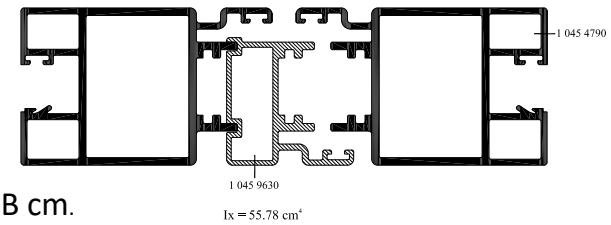
1 045 4790
1 045 9630
Ix = 55.78 cm⁴

Section	Profile no.	Description	Weight kg/m	Perimeter mm	Inertia		Page
					Ix	Iy	
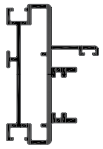	1 045 2672	Frame Profile	1.523	398	26.75	7.06	70
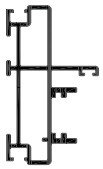	1 045 2682	Frame Profile	1.592	418	36.12	7.39	70
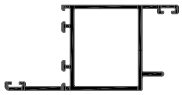	1 045 3230	Frame Profile	1.155	369	13.86	21.70	71
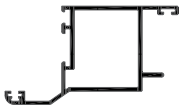	1 045 3238	Frame Profile	1.192	373	16.18	24.23	71
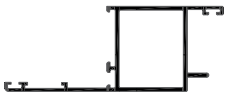	1 045 3250	Frame Profile	1.226	416	15.05	37.85	71
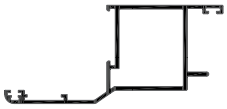	1 045 3258	Frame Profile	1.262	418	18.22	41.38	71
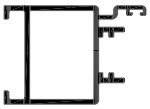	1 045 3700	Frame Profile	1.420	377	20.04	22.55	72
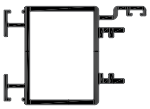	1 045 3720	Frame Profile	1.478	414	19.19	24.76	72
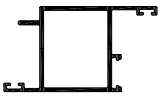	1 045 4610	Leaf Profile	1.080	329	12.97	17.34	72
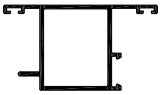	1 045 4620	Leaf Profile	1.080	329	12.47	17.34	72
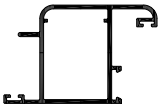	1 045 4652	Leaf Profile	1.210	367	18.20	21.18	73
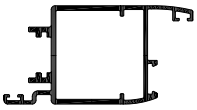	1 045 4754	Leaf Profile	1.638	434	23.87	42.27	73

Section	Profile no.	Description	Weight kg/m	Perimeter mm	Inertia		Page
					Ix	Iy	
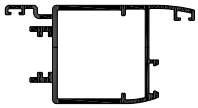	1 045 4764	Leaf Profile	1.639	434	23.00	42.27	73
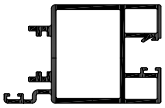	1 045 4790	Leaf Profile	1.778	413	23.42	38.67	73
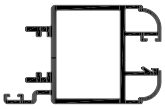	1 045 4793	Leaf Profile	1.754	416	22.13	36.66	74
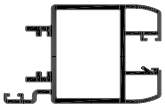	1 045 4794	Leaf Profile	1.764	418	22.47	37.59	74
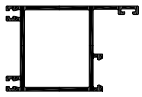	1 045 4810	Leaf Profile	1.086	323	12.92	16.08	74
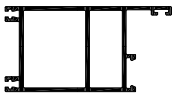	1 045 4820	Leaf Profile	1.491	359	17.29	33.51	74
	1 045 5010	Transom Profile	0.926	354	6.81	8.90	75
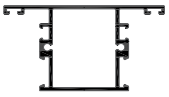	1 045 5020	Transom Profile	1.144	373	19.14	11.54	75
	1 045 5120	Transom Profile	1.242	393	12.03	19.30	75
	1 045 5130	Transom Profile	1.890	512	21.97	123.61	76
	1 045 5140	Transom Profile	2.163	572	27.62	222.27	76
	1 045 5330	Bottom Rail Profile	1.987	549	143.19	24.28	77
	1 045 5340	Bottom Rail Profile	2.268	609	250.72	29.89	77
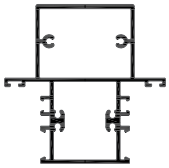	1 045 5520	Transom Profile	1.768	469	47.79	29.84	75

Section	Profile no.	Description	Weight kg/m	Perimeter mm	Inertia		Page
					Ix	Iy	
	1 045 6110	Glass Beading Profile	0.289	173	1.02	0.68	78
	1 045 6130	Glass Beading Profile	0.270	163	0.75	0.65	78
	1 045 6140	Glass Beading Profile	0.262	159	0.64	0.62	78
	1 045 6142	Glass Beading Profile	0.246	148	0.55	0.56	78
	1 045 6145	Glass Beading Profile	0.240	145	0.44	0.56	78
	1 045 6160	Glass Beading Profile	0.251	152	0.40	0.59	78
	1 045 6180	Glass Beading Profile	0.211	138	0.28	0.51	78
	1 045 6182	Glass Beading Profile	0.206	126	0.24	0.42	78
	1 045 6290	Glass Beading Profile	0.227	118	0.17	0.58	78
	1 045 6292	Glass Beading Profile	0.186	91	0.16	0.38	78
	1 045 9010	Insert Profile	0.116	84	0.30	0.02	79
	1 045 9110	Insert Profile	0.540	242	4.78	1.01	79
	1 045 9120	Insert Profile	0.356	187	0.46	1.20	79
	1 045 9140	Insert Profile	0.629	239	5.20	1.04	79
	1 045 9430	Insert Profile	0.540	278	4.97	2.03	79

Section	Profile no.	Description	Weight kg/m	Perimeter mm	Inertia		Page
					Ix	Iy	
	1 045 9440	Insert Profile	0.541	260	3.68	0.58	79
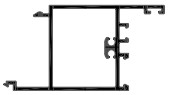	1 045 9510	Insert Profile	1.045	345	11.99	17.10	80
	1 045 9520	Insert Profile	1.242	387	14.74	34.62	80
	1 045 9570	Insert Profile	0.359	177	2.18	0.10	79
	1 045 9620	Insert Profile	0.670	199	5.09	2.24	80
	1 045 9630	Insert Profile	0.902	268	7.06	3.80	80
	1 045 9910	Control Rod	0.146	48	0.19	0.01	79
	1 045 9920	Control Rod	0.113	41	0.09	0.00	79
	9 001 1100	Gasket Cover	0.092	42	0.01	0.01	81
	9 001 1300	Gasket Cover	0.240	116	1.66	0.03	81
	9 001 1302	Gasket Cover	0.308	154	2.05	0.24	81
	9 001 1303	Gasket Cover	0.285	156	1.95	0.17	81
	9 001 1304	Gasket Cover	0.259	131	1.81	0.05	81
	9 001 1305	Gasket Cover	0.275	139	1.76	0.05	81

Section	Profile no.	Description	Weight kg/m	Perimeter mm	Inertia		Page
					Ix	Iy	
	9 001 1308	Gasket Cover	0.291	140	1.89	0.27	81
	9 001 1500	Gasket Cover	0.348	183	6.10	0.03	82
	9 001 1502	Gasket Cover	0.424	204	6.64	0.38	82
	9 001 1503	Gasket Cover	0.402	219	7.49	0.32	82
	9 001 1504	Gasket Cover	0.370	191	6.73	0.07	82
	9 001 1505	Gasket Cover	0.383	194	6.40	0.07	82
	9 001 1507	Gasket Cover	0.383	186	6.30	0.04	82
	9 001 1700	Gasket Cover	0.418	215	11.29	0.04	82
	9 001 1702	Gasket Cover	0.473	233	11.31	0.43	82
	9 002 1200	Gasket Cover	0.181	81	0.01	0.11	81

01 1054 0

Corner Angle

Material: Aluminium

Finish: Raw

01 870 0

Alignment Angle

Material: Polyamide

Finish: Black

01 3451 0

Corner Joint

Material: Aluminium

Finish: Raw

02 1451 0

T-Joint

Material: Aluminium

Finish: Raw

01 3453 0

Corner Joint

Material: Aluminium

Finish: Raw

02 1452 0

T-Joint

Material: Aluminium

Finish: Raw

01 4160 0

Corner Joint

Material: Aluminium

Finish: Raw

02 1453 0

T-Joint

Material: Aluminium

Finish: Raw

01 4163 0

Corner Joint

Material: Aluminium

Finish: Raw



08 1925 0

Hinge

Material: Aluminium

Finish:Raw, Anodized, RAL

01 7710 0

Alignment Angle

Material: Steel

Finish: Galvanized

08 1935 0

Hinge

Material: Aluminium

Finish:Raw, Anodized, RAL

08 2960 0

Hinge

Material: Aluminium

Finish:Raw, Anodized, RAL

52 1540 0

Flush Bolt

Material: Aluminium

Finish:Raw, Anodized, RAL

08 2990 0

Hinge

Material: Aluminium

Finish:Raw, Anodized, RAL

52 1545 0

Lever Bolt

Material: Aluminium

Finish:Raw, Anodized, RAL

08 3220 0

Hinge

Material: Aluminium

Finish:Raw, Anodized, RAL

54 1040 0

Lock Striker

Material: Polyamide

Finish: Black

08 3230 0

Hinge

Material: Aluminium

Finish:Raw, Anodized, RAL

54 1060 0

Lock Striker

Material: Polyamide

Finish: Black

36 1220 0

Door Handle

Material: Aluminium

Finish:Raw, Anodized, RAL

60 0500 0

Clip

Material: Polyamide

Finish: Black

50 5451 0

Lock Striker

Material: Aluminium

Finish:Raw, Anodized, RAL

62 1470 0

Plug

Material: Polyamide

Finish: Black



62 1480 0

Plug
Material: Polyamide
Finish: Black



62 3482 0

Plug
Material: Polyamide
Finish: Black



62 3451 0

Plug
Material: Polyamide
Finish: Black

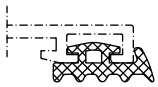

GT 1110

Glazing Gasket 1.5:2.5 mm.

Material: E.P.D.M

Finish: Black

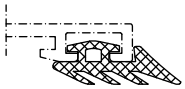

GT 1111

Glazing Gasket 2:4 mm.

Material: E.P.D.M

Finish: Black

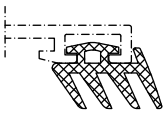

GT 1112

Glazing Gasket 4:6 mm.

Material: E.P.D.M

Finish: Black

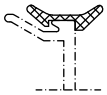

GT 1121

Glazing Gasket 1:2 mm.

Material: E.P.D.M

Finish: Black

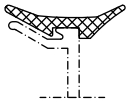

GT 1122

Glazing Gasket 2:3 mm.

Material: E.P.D.M

Finish: Black

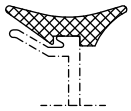

GT 1124

Glazing Gasket 4:5 mm.

Material: E.P.D.M

Finish: Black

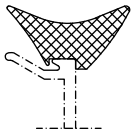

GT 1126

Glazing Gasket 6:7 mm.

Material: E.P.D.M

Finish: Black

GT 1147

Striker Gasket

Material: E.P.D.M

Finish: Black

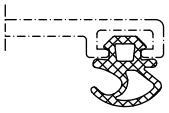

GT 1149

Striker Gasket

Material: E.P.D.M

Finish: Black

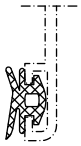

GT 1152

Frame Gasket

Material: E.P.D.M

Finish: Black

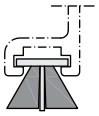

WS 0710 F

Weather Strip 70*10

Finish: Black

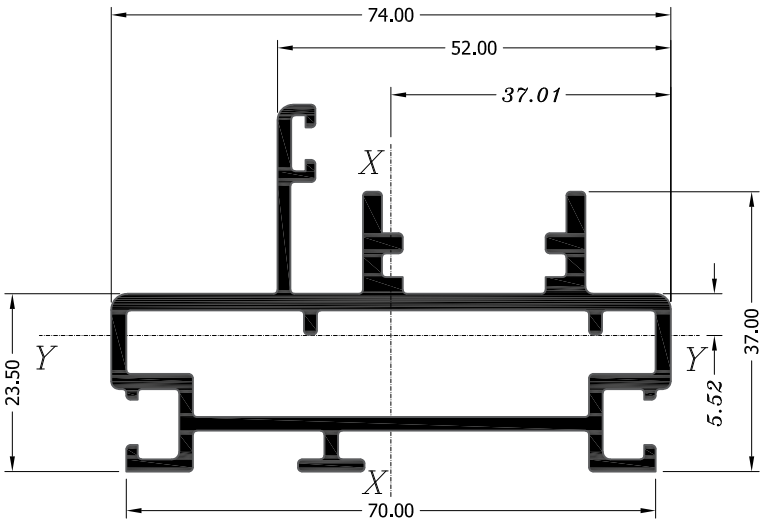

1 045 2672

1.523 Kg./ml.

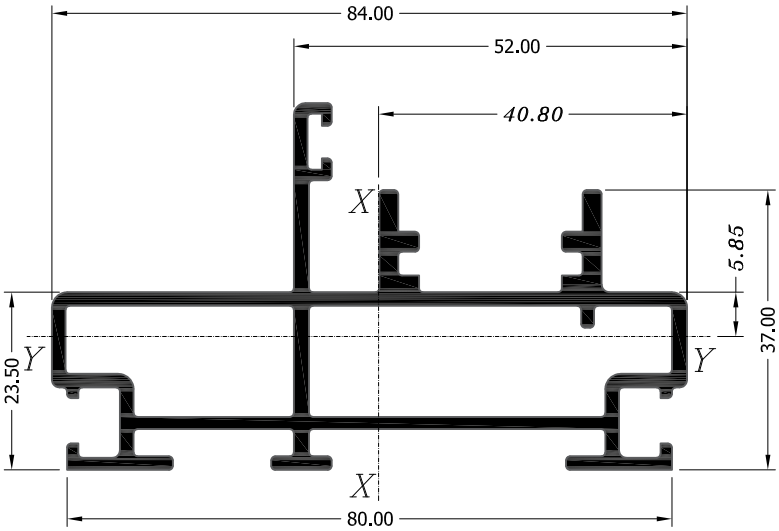

1 045 2682

1.592 Kg./ml.

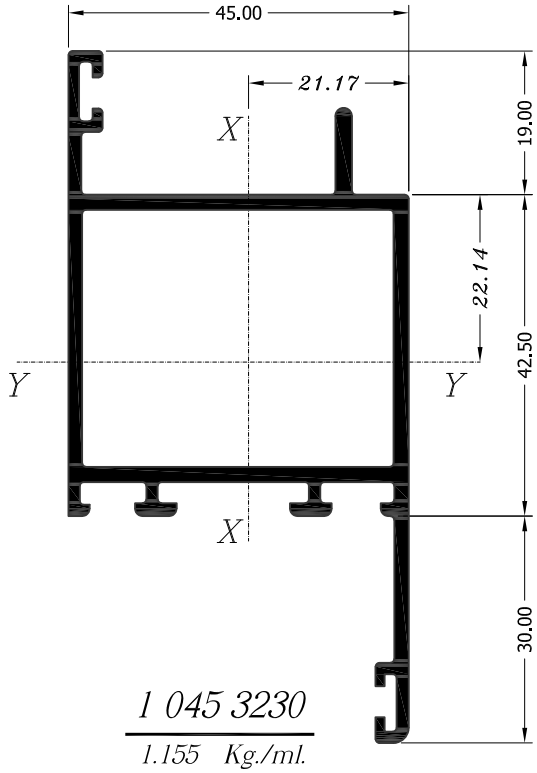

1 045 3230

1.155 Kg./ml.

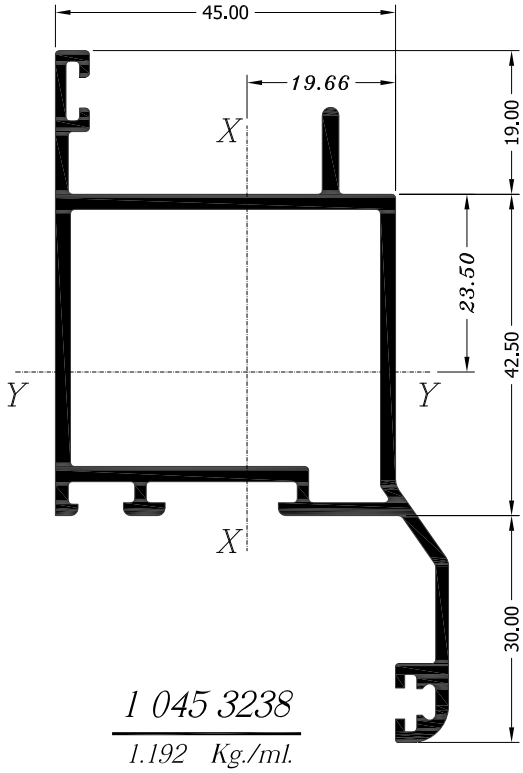

1 045 3238

1.192 Kg./ml.

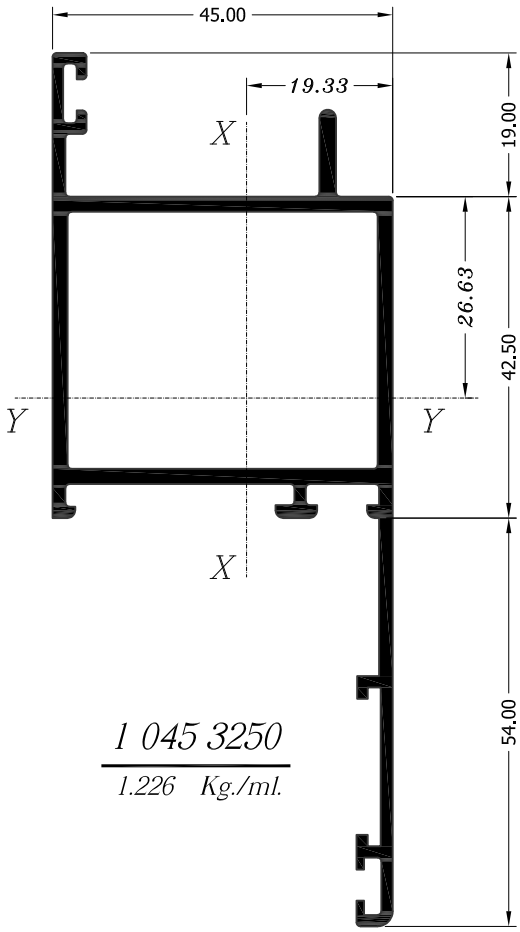

1 045 3250

1.226 Kg./ml.

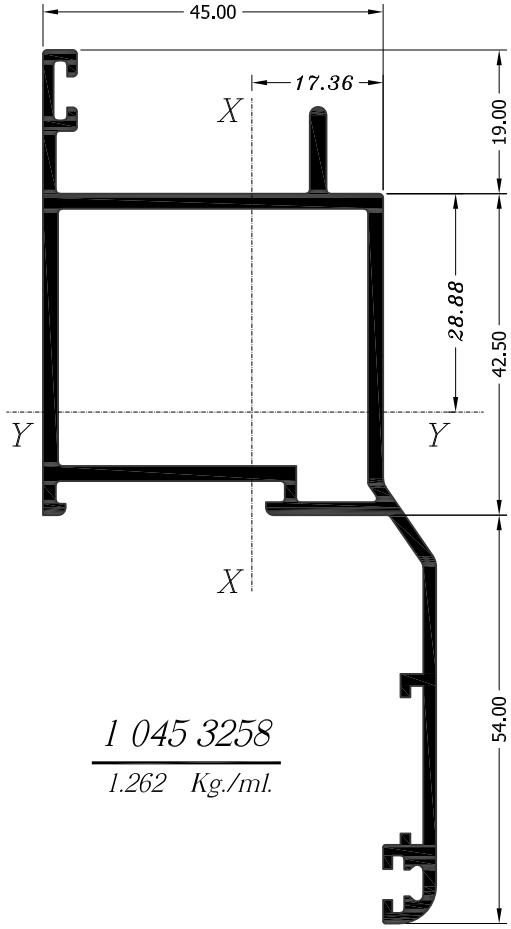

1 045 3258

1.262 Kg./ml.

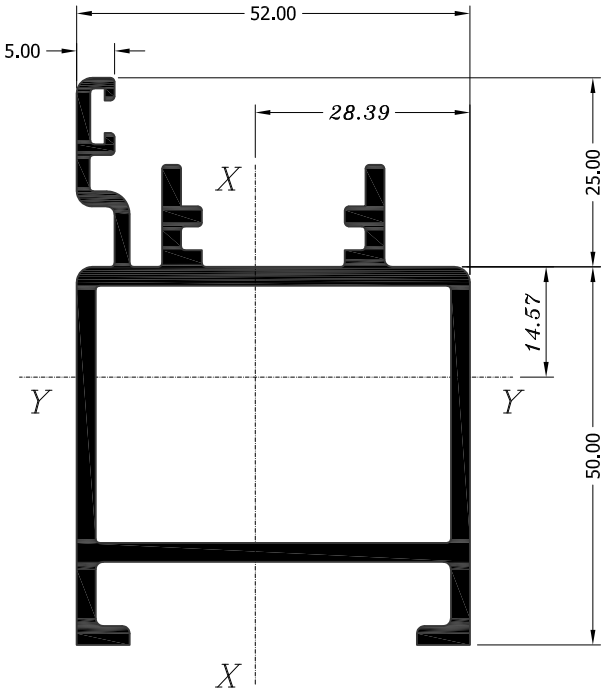

1 045 3700

1.420 Kg./ml.

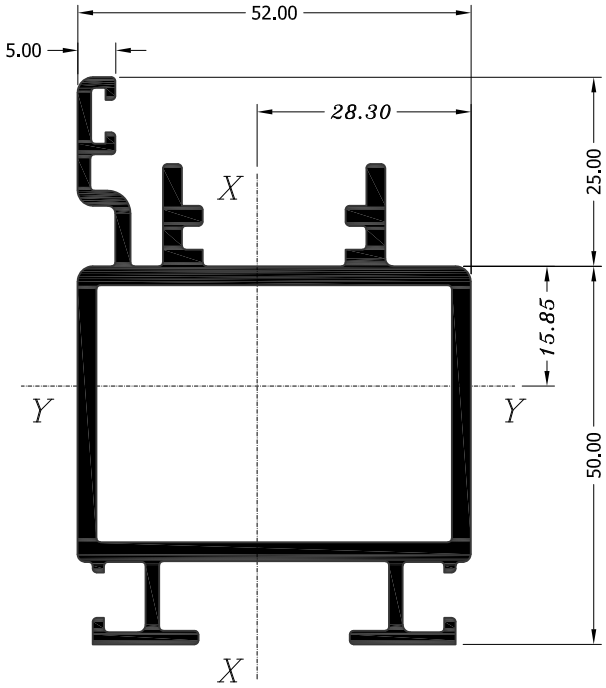

1 045 3720

1.478 Kg./ml.

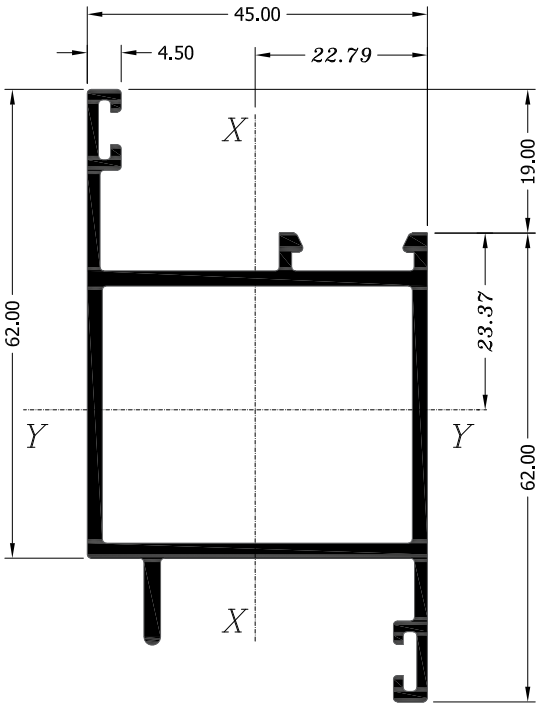

1 045 4610

1.080 Kg./ml.

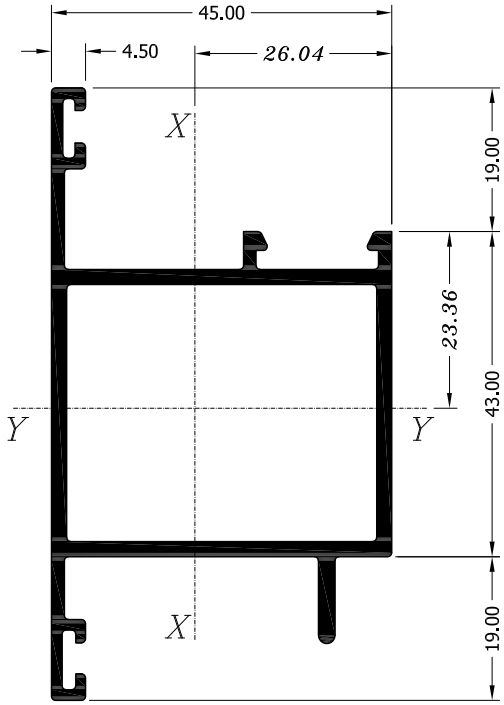

1 045 4620

1.080 Kg./ml.

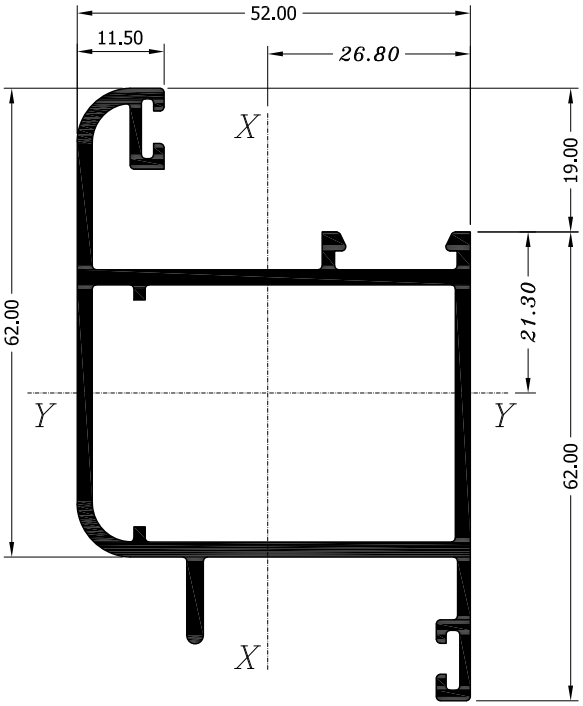

1 045 4652

1.210 Kg./ml.

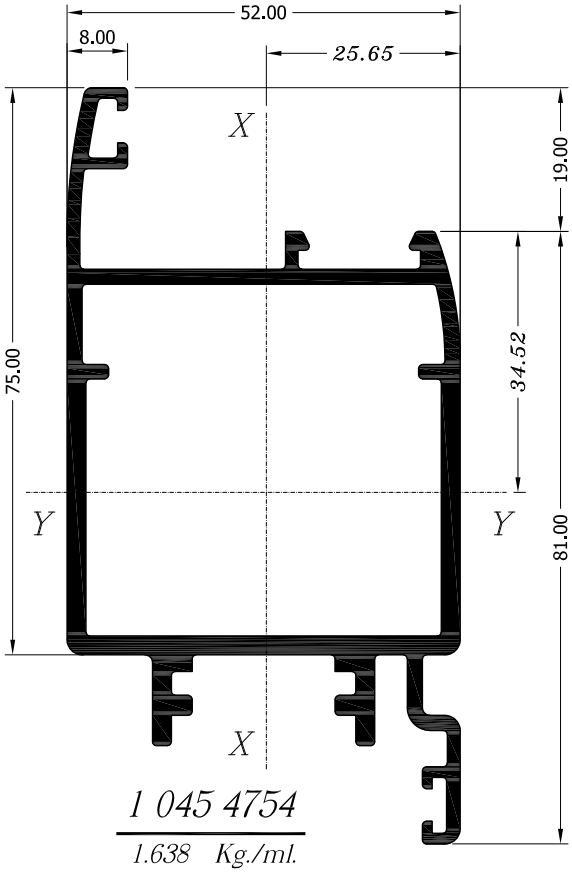

1 045 4754

1.638 Kg./ml.

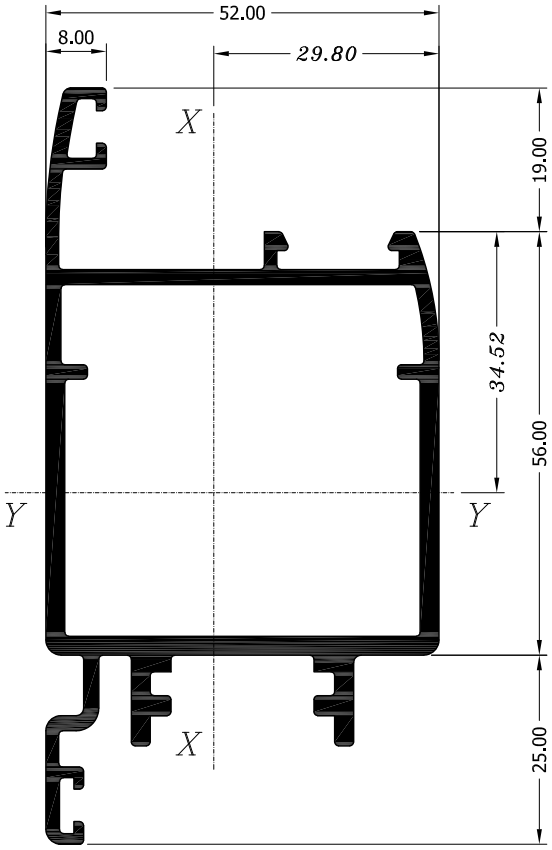

1 045 4764

1.639 Kg. ml.

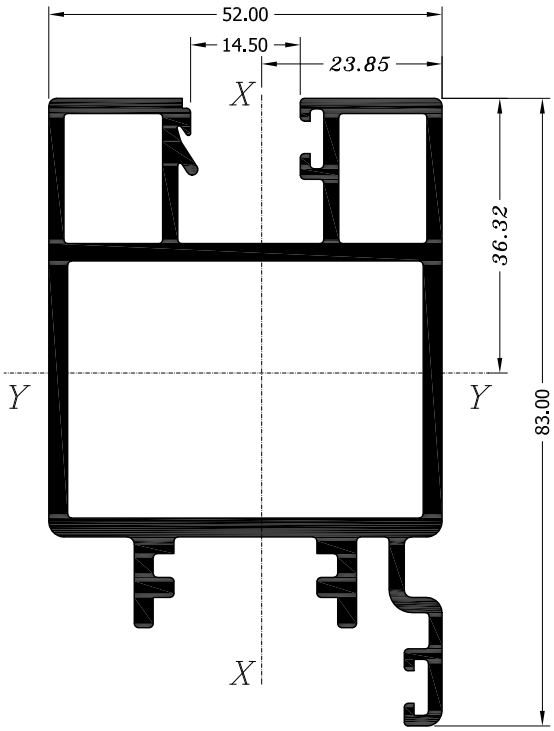

1 045 4790

1.778 Kg./ml.

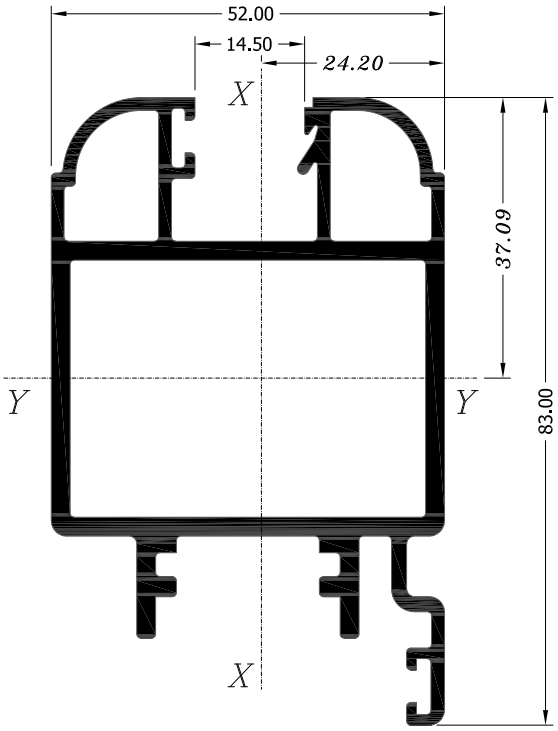

1 045 4793

1.754 Kg./ml.

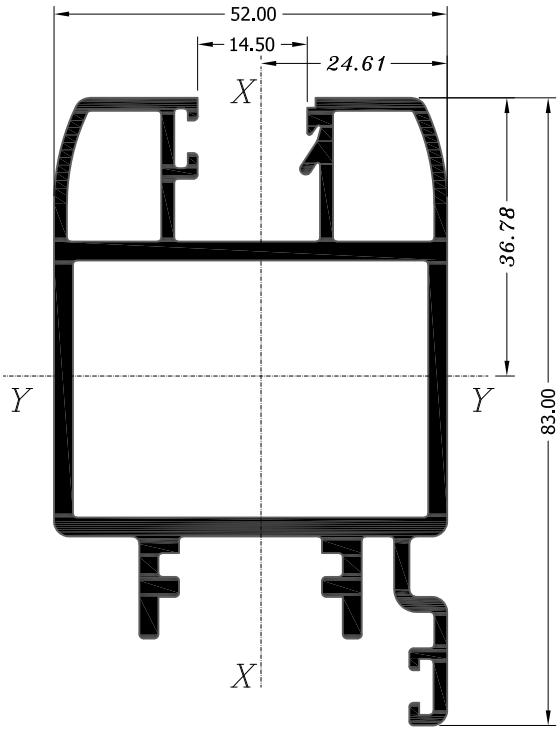

1 045 4794

1.764 Kg./ml.

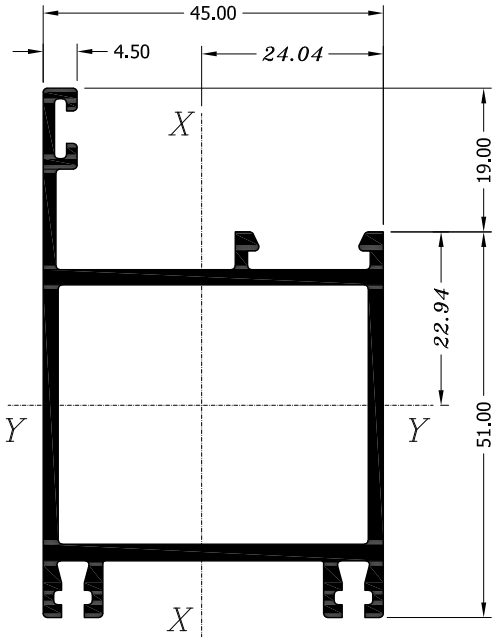

1 045 4810

1.086 Kg./ml.

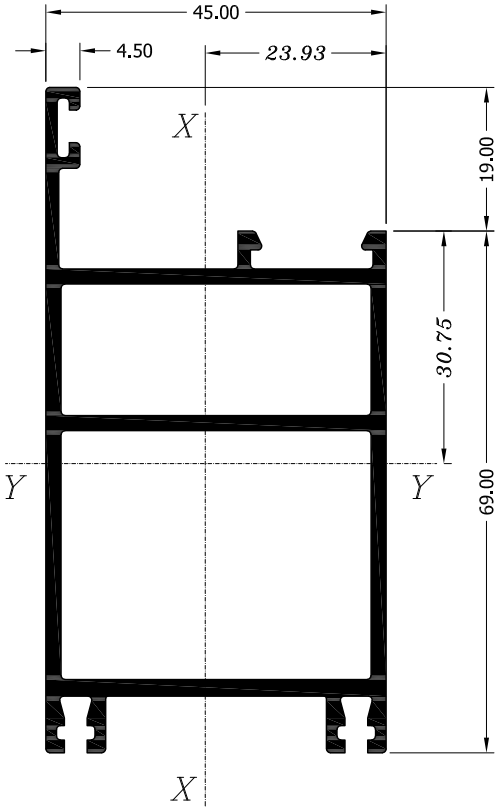

1 045 4820

1.491 Kg./ml.

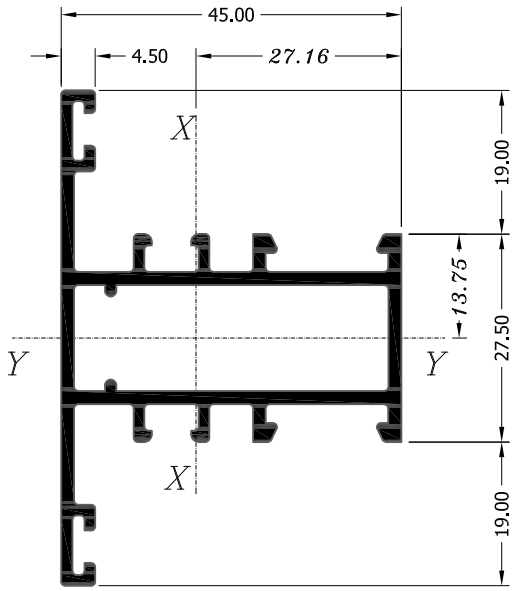

1 045 5010

0.926 Kg./ml.

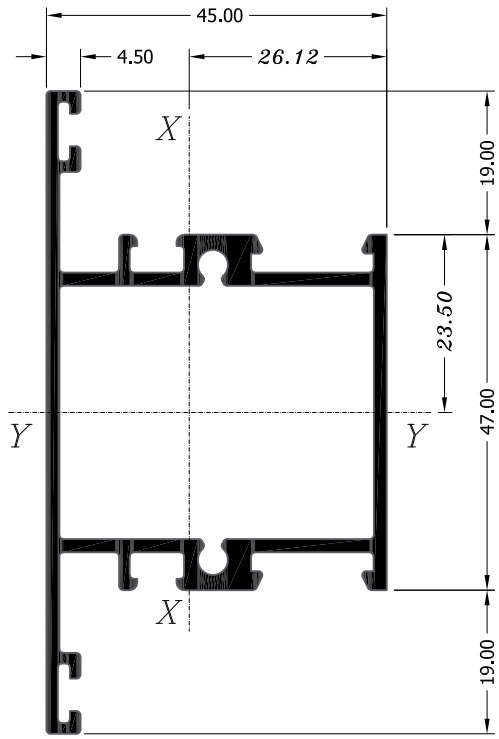

1 045 5020

1.144 Kg./ml.

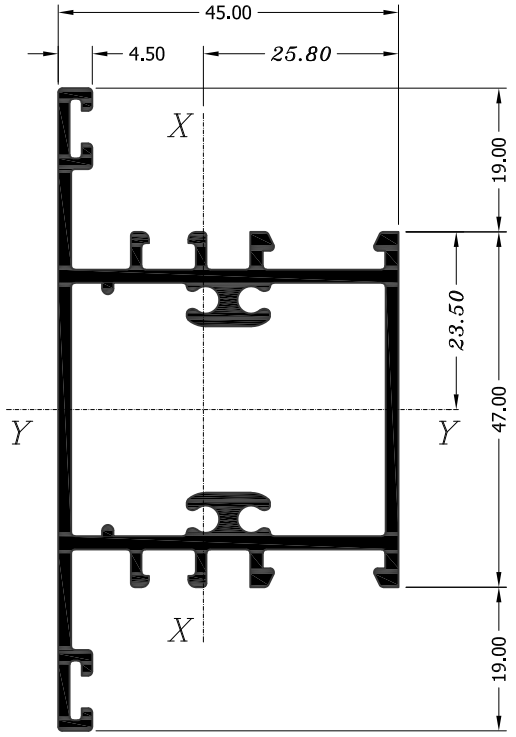

1 045 5120

1.242 Kg./ml.

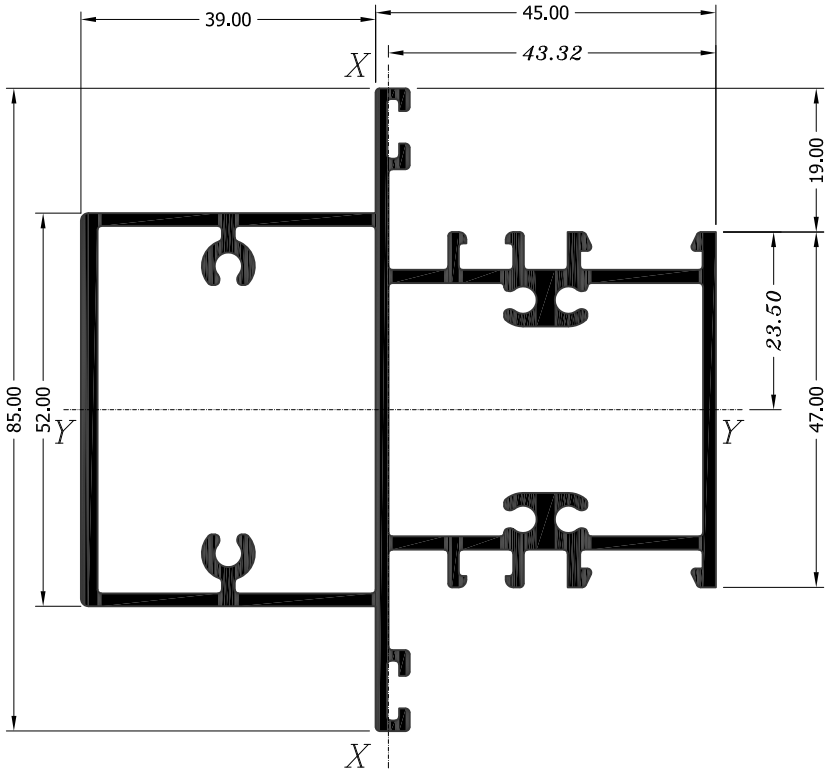

1 045 5520

1.768 Kg./ml.

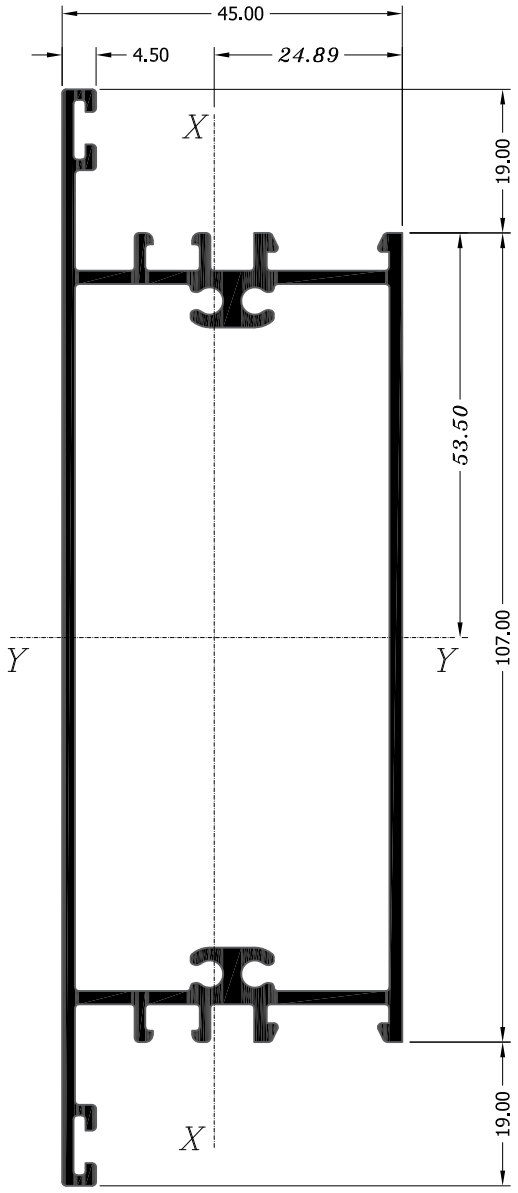

1 045 5130

1.890 Kg./ml.

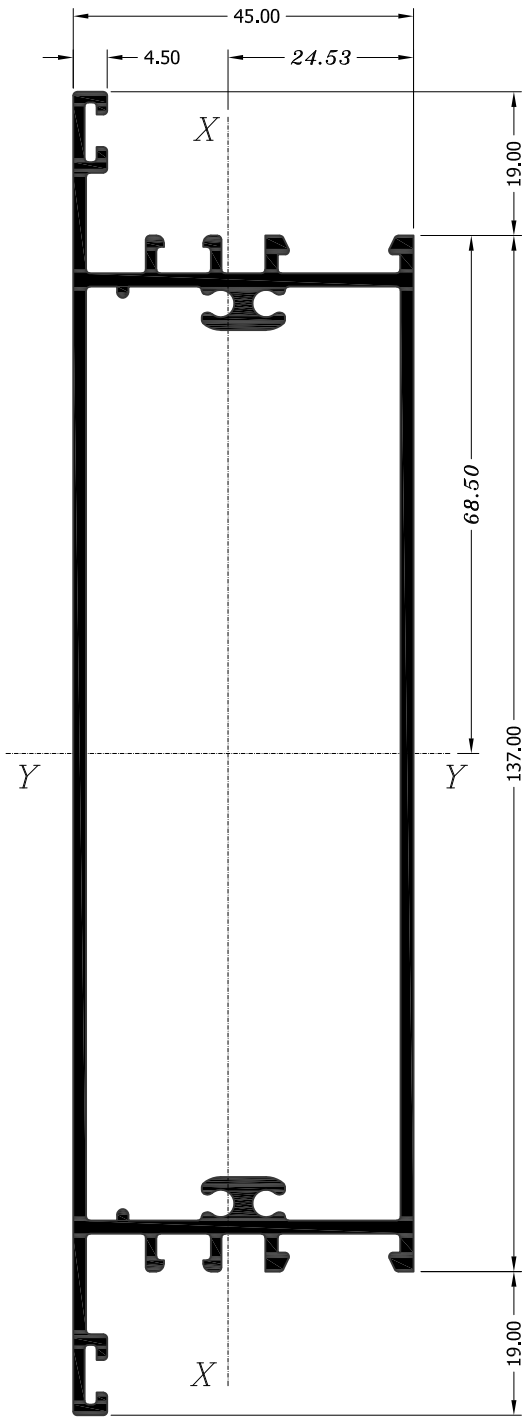

1 045 5140

2.163 Kg./ml.

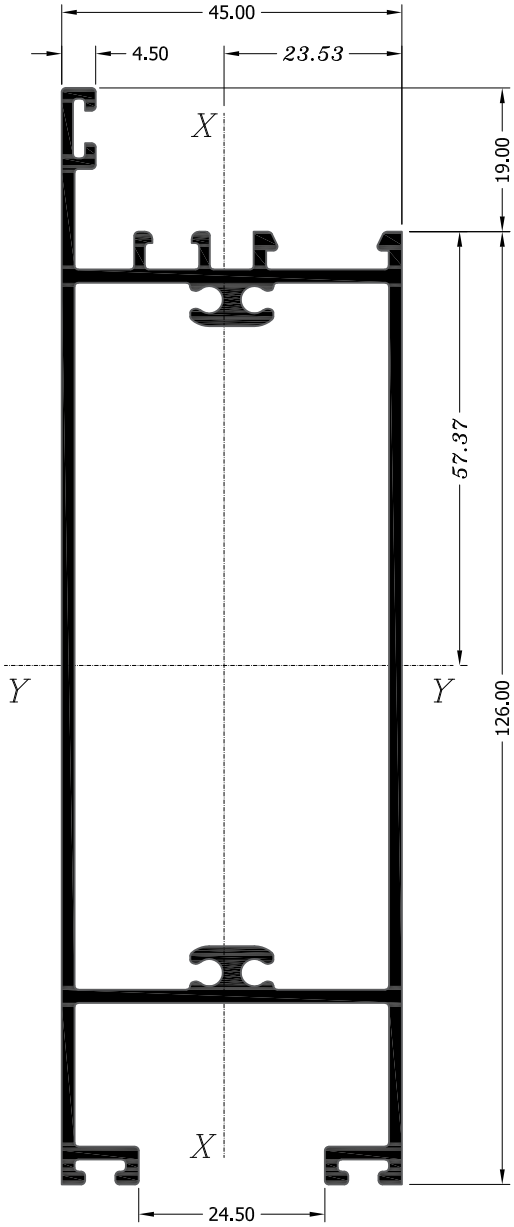

1 045 5330

1.987 Kg./ml.

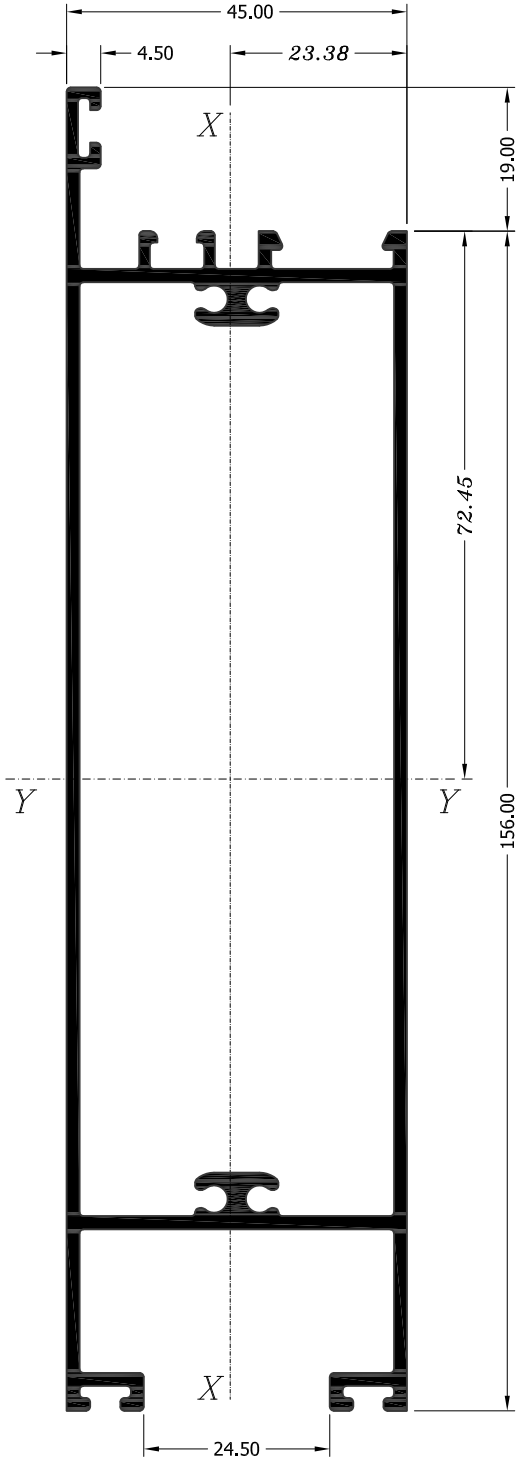

1 045 5340

2.268 Kg./ml.

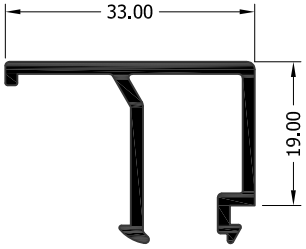

1 045 6110

0.289 Kg./ml.

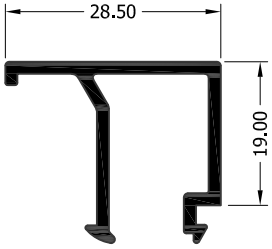

1 045 6130

0.270 Kg./ml.

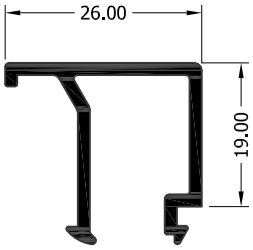

1 045 6140

0.262 Kg./ml.

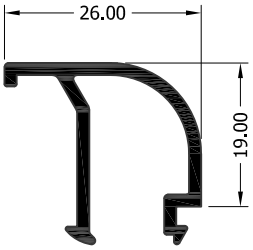

1 045 6142

0.246 Kg./ml.

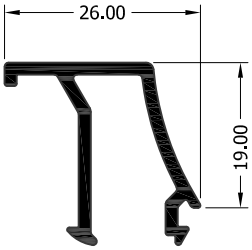

1 045 6145

0.240 Kg./ml.

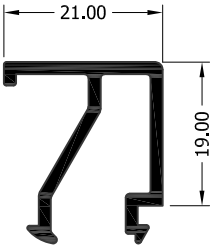

1 045 6160

0.251 Kg./ml.

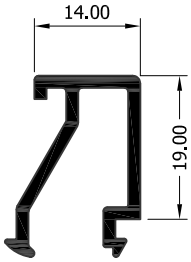

1 045 6180

0.211 Kg./ml.

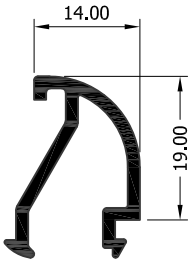

1 045 6182

0.206 Kg./ml.

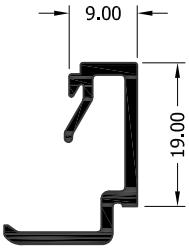

1 045 6290

0.227 Kg./ml.

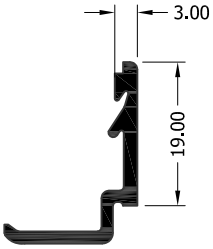

1 045 6292

0.186 Kg./ml.

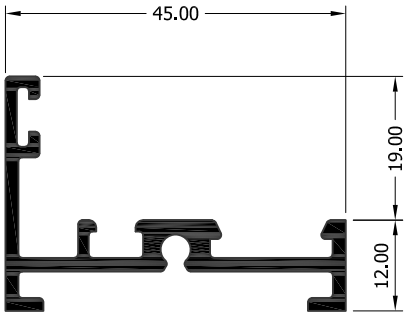

1 045 9110

0.540 Kg./ml.

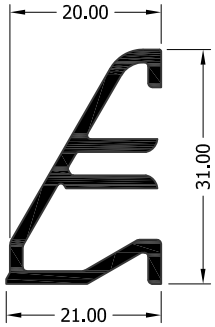

1 045 9120

0.356 Kg./ml.

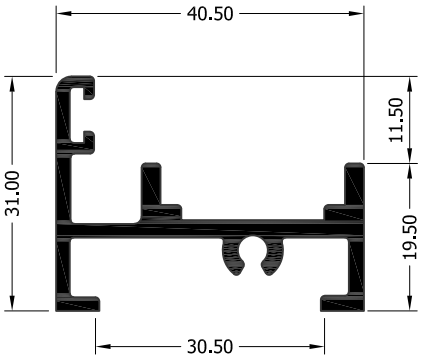

1 045 9140

0.629 Kg./ml.

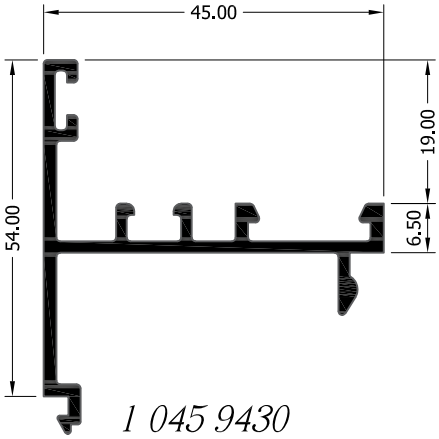

1 045 9430

0.540 Kg./ml.

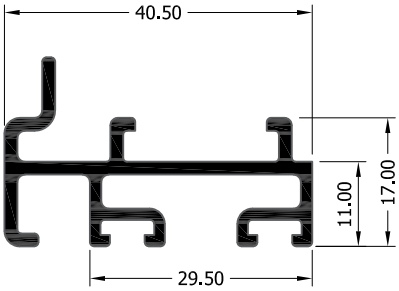

1 045 9440

0.541 Kg./ml.

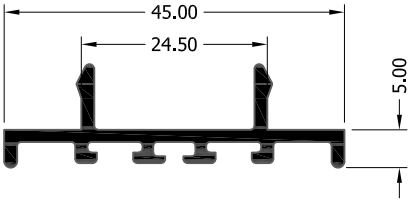

1 045 9570

0.359 Kg./ml.

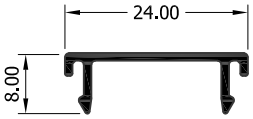

1 045 9010

0.116 Kg./ml.

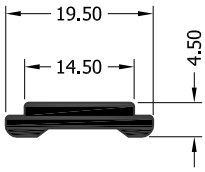

1 045 9910

0.146 Kg./ml.

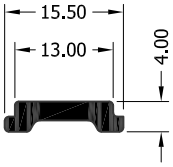

1 045 9920

0.113 Kg./ml.

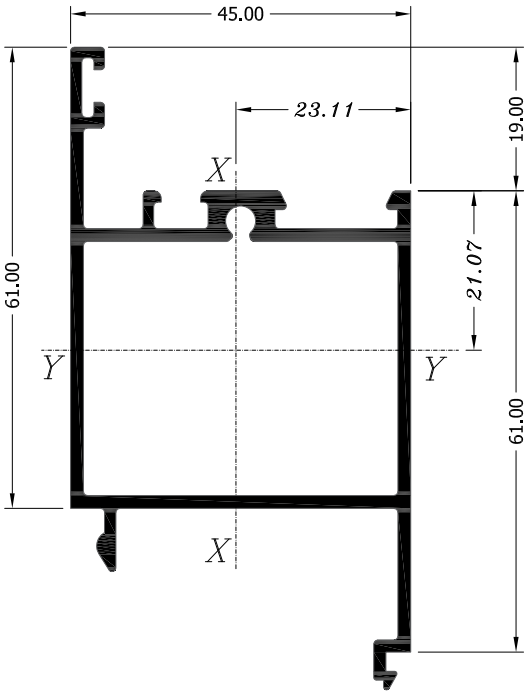

1 045 9510

1.045 Kg./ml.

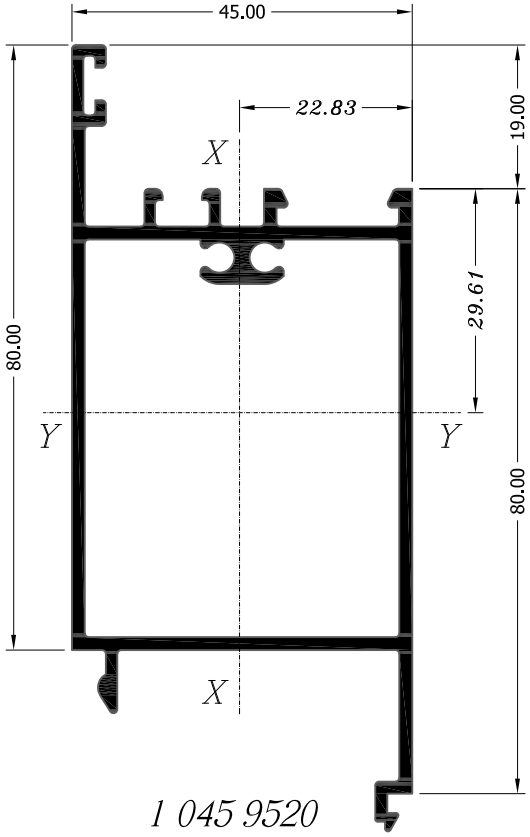

1 045 9520

1.242 Kg./ml.

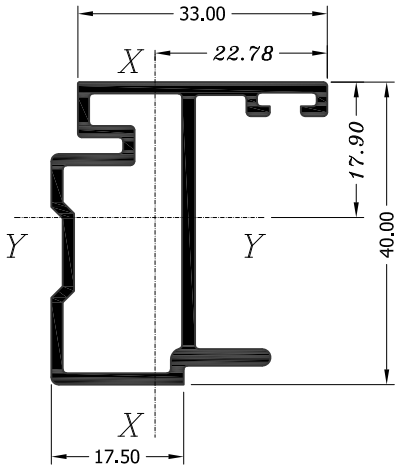

1 045 9620

0.670 Kg./ml.

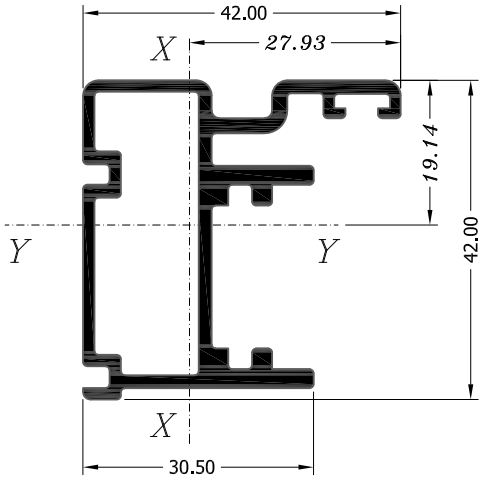

1 045 9630

0.902 Kg./ml.

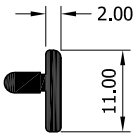

9 001 1100

0.092 Kg./ml.

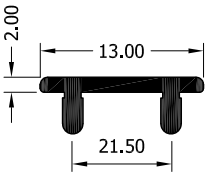

9 002 1200

0.181 Kg./ml.

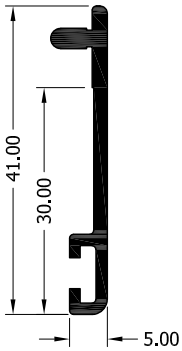

9 001 1300

0.240 Kg./ml.

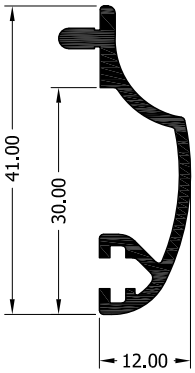

9 001 1302

0.308 Kg./ml.

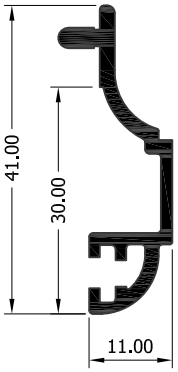

9 001 1303

0.285 Kg./ml.

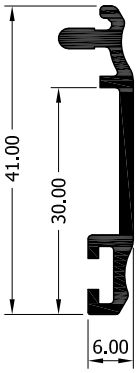

9 001 1304

0.259 Kg./ml.

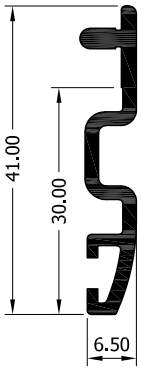

9 001 1305

0.275 Kg./ml.

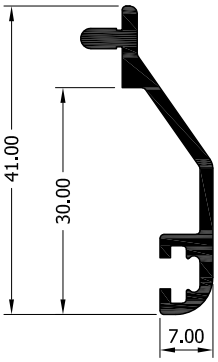

9 001 1308

0.291 Kg./ml.

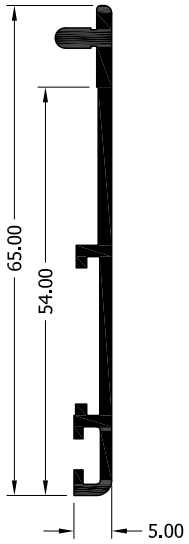

9 001 1500

0.348 Kg./ml.

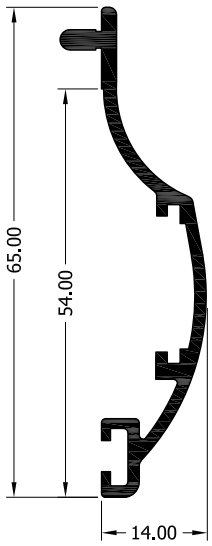

9 001 1502

0.424 Kg./ml.

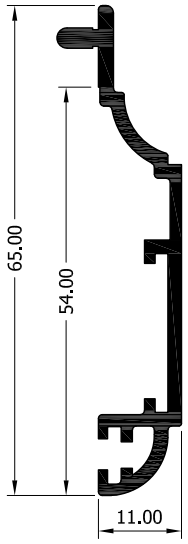

9 001 1503

0.402 Kg./ml.

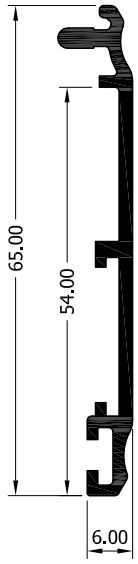

9 001 1504

0.370 Kg./ml.

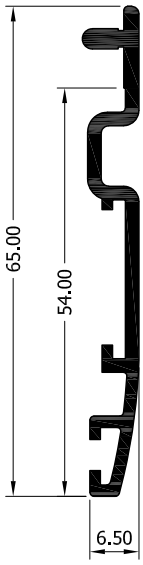

9 001 1505

0.383 Kg./ml.

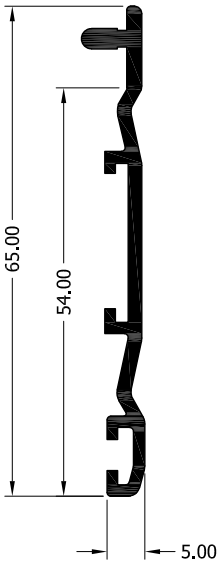

9 001 1507

0.383 Kg./ml.

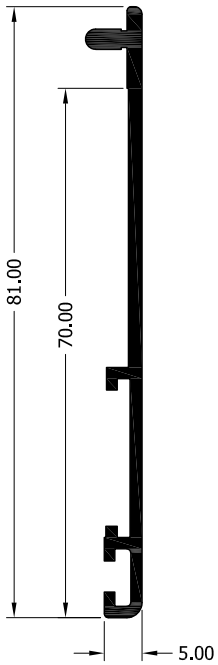

9 001 1700

0.418 Kg./ml.

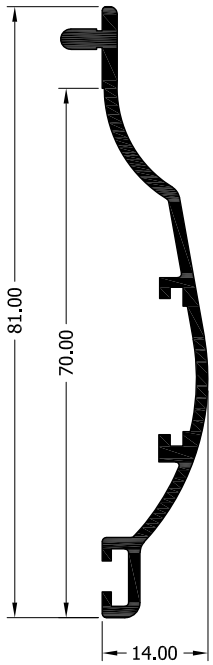

9 001 1702

0.473 Kg./ml.

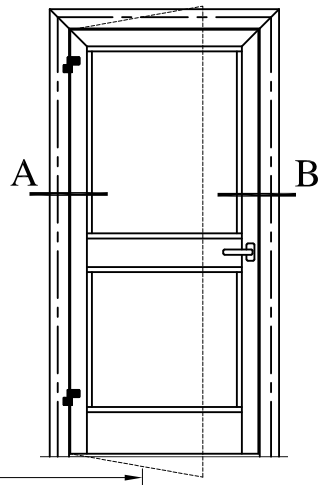
A
B

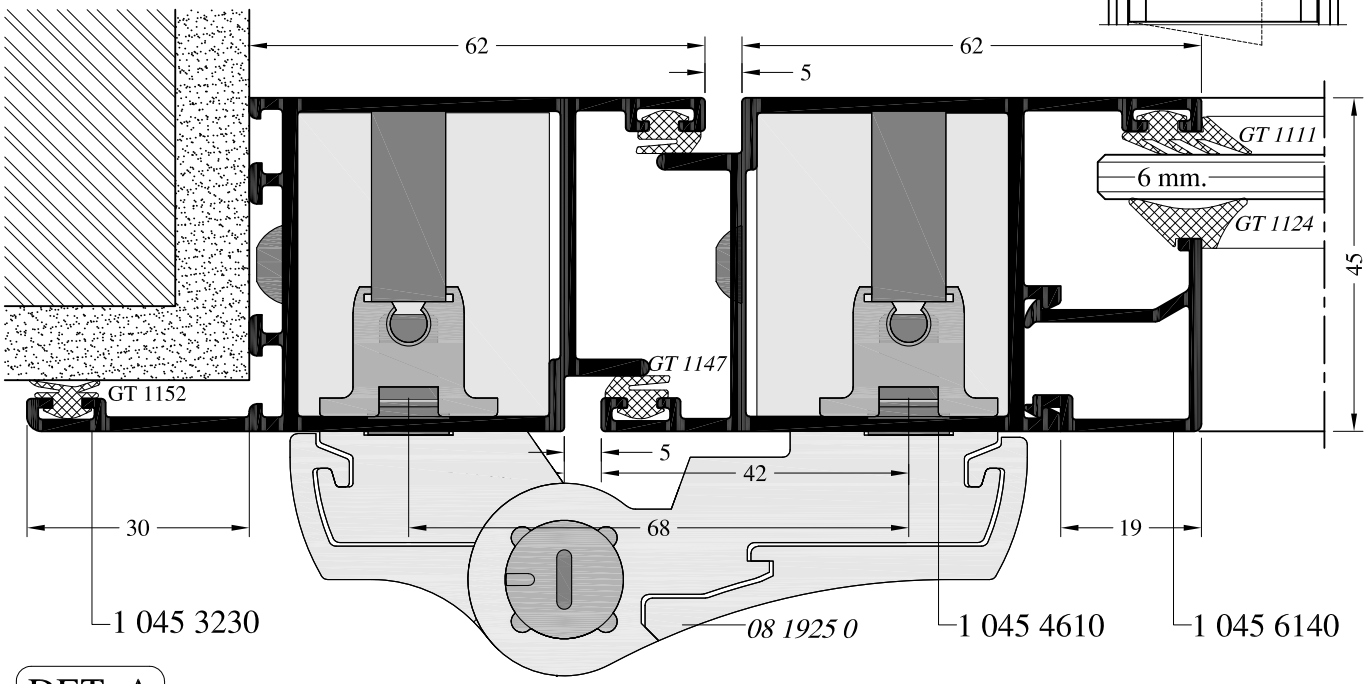
62
62
5
GT 1111
6 mm.
GT 1124
45
GT 1147
GT 1152
5
42
30
68
19
1 045 3230
08 1925 0
1 045 4610
1 045 6140

DET. A

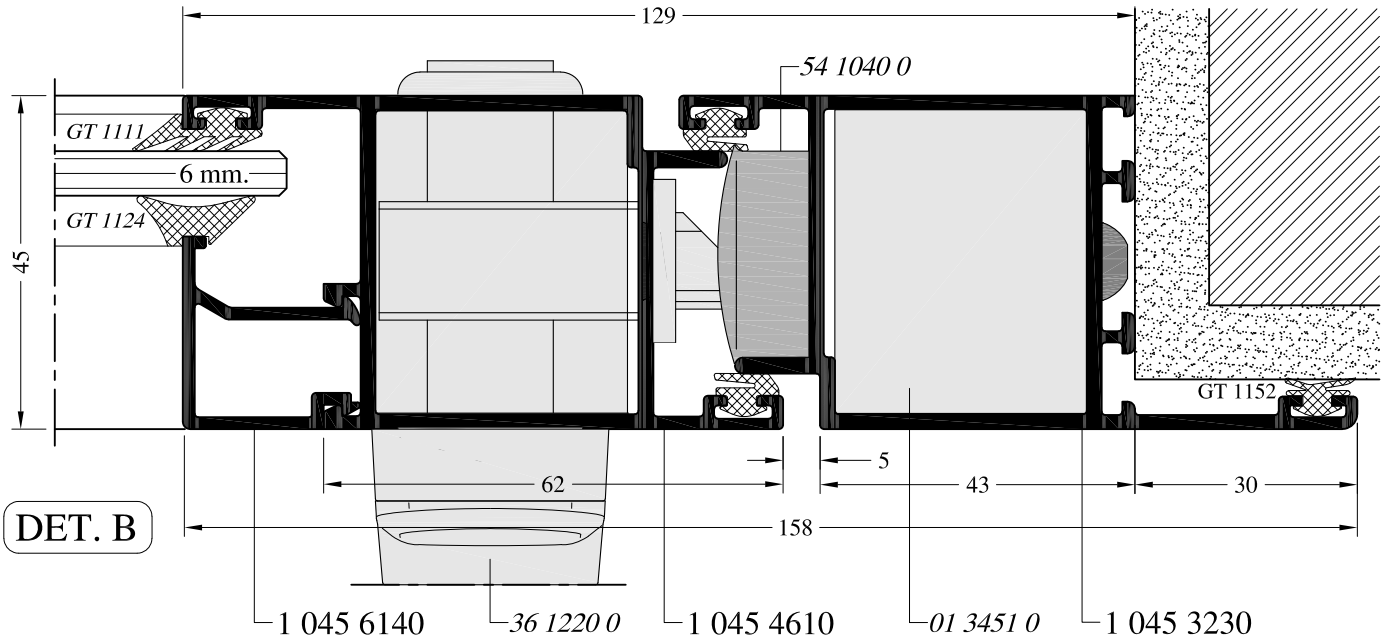
129
54 1040 0
GT 1111
6 mm.
GT 1124
45
GT 1152
5
62
43
30
158
1 045 6140
36 1220 0
1 045 4610
01 3451 0
1 045 3230

DET. B

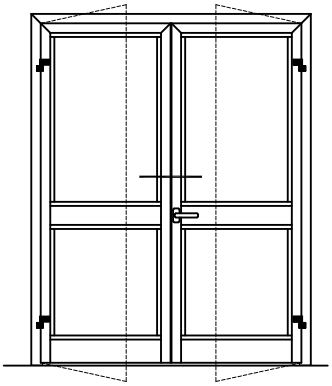

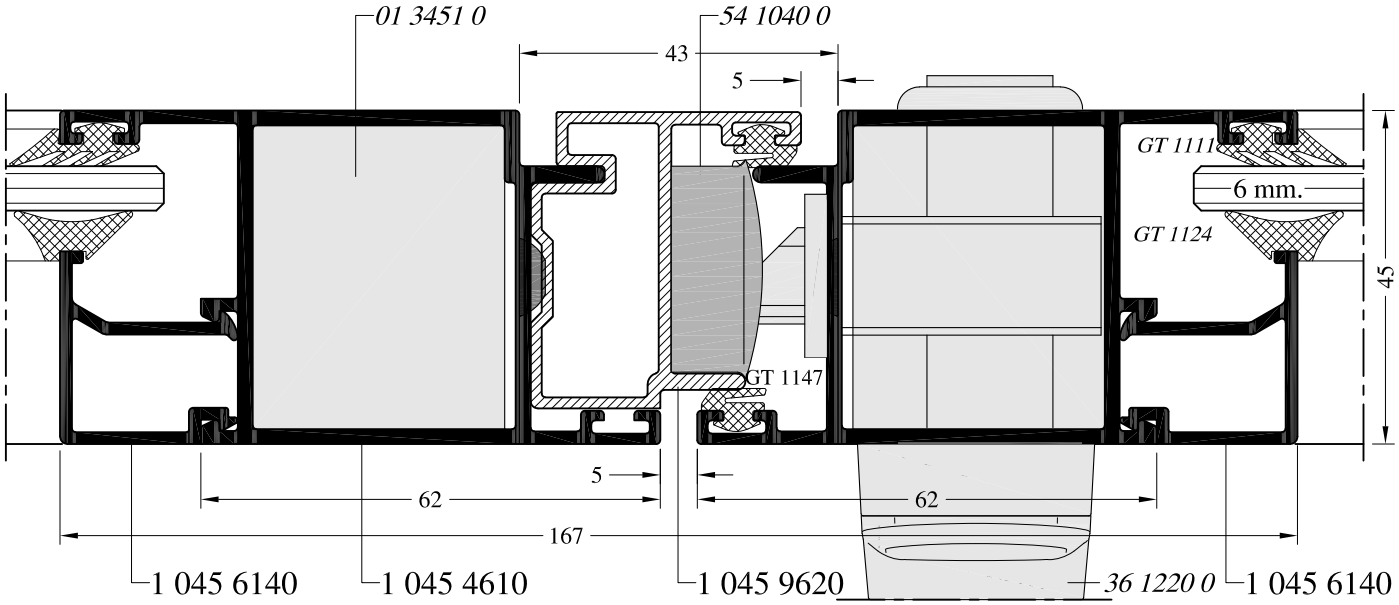
01 3451 0
54 1040 0
43
5
GT 1111
6 mm.
GT 1124
45
GT 1147
5
62
62
167
1 045 6140
1 045 4610
1 045 9620
36 1220 0
1 045 6140

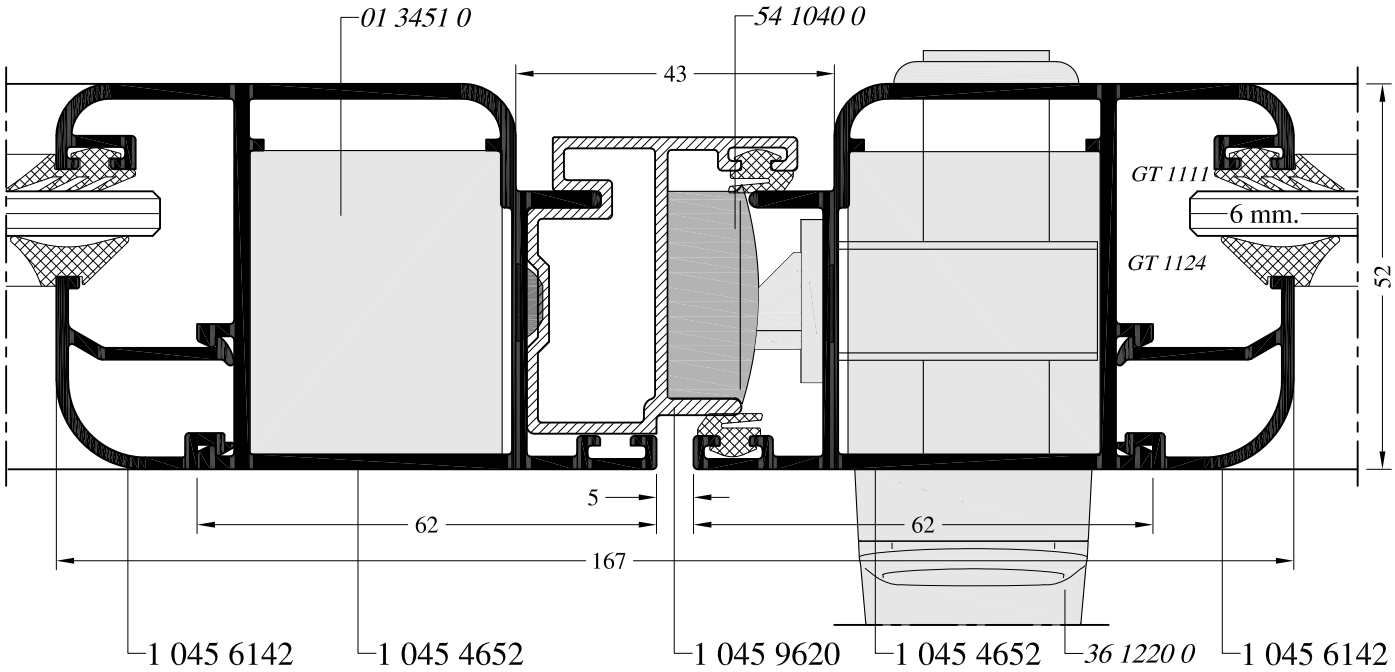
01 3451 0
54 1040 0
43
GT 1111
6 mm.
GT 1124
52
5
62
62
167
1 045 6142
1 045 4652
1 045 9620
1 045 4652
36 1220 0
1 045 6142

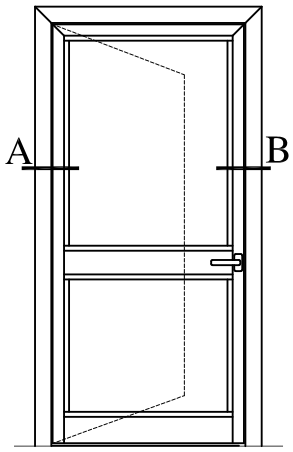
A
B

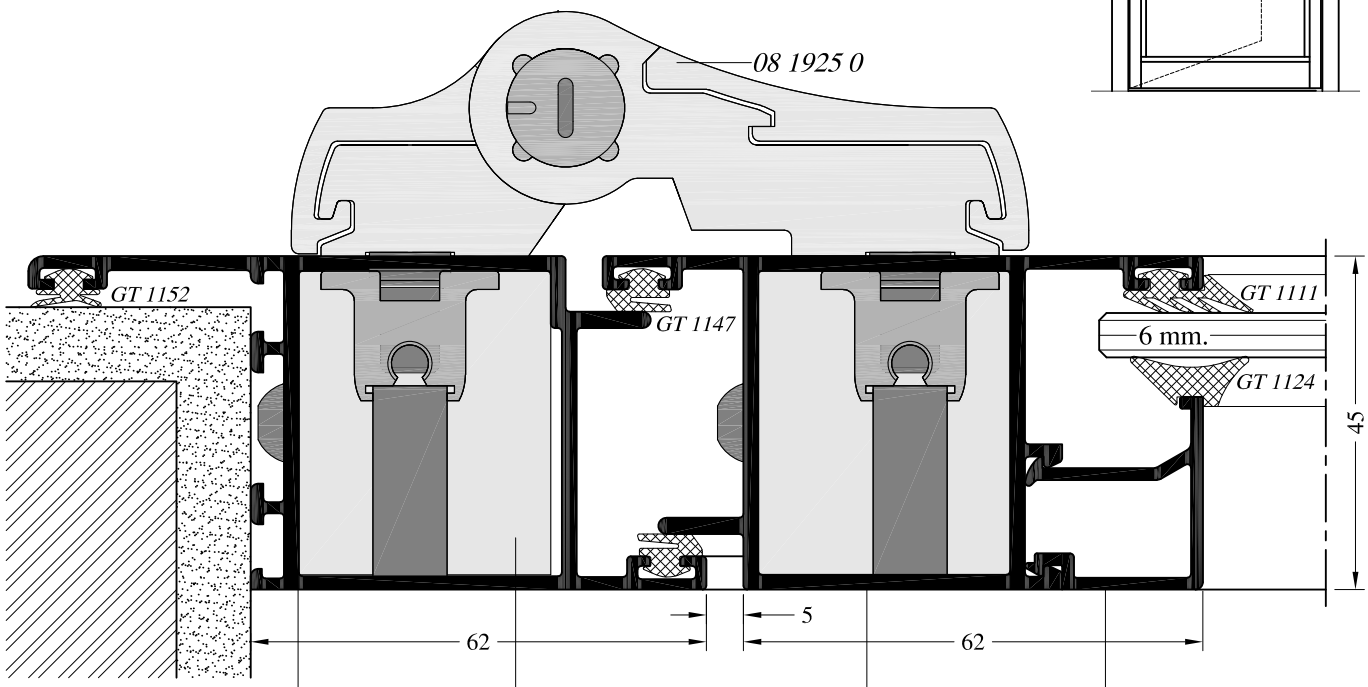
08 1925 0
GT 1152
GT 1147
GT 1111
6 mm.
GT 1124
45
62
5
62
1 045 3230
01 3451 0
1 045 4620
1 045 6140

DET. A

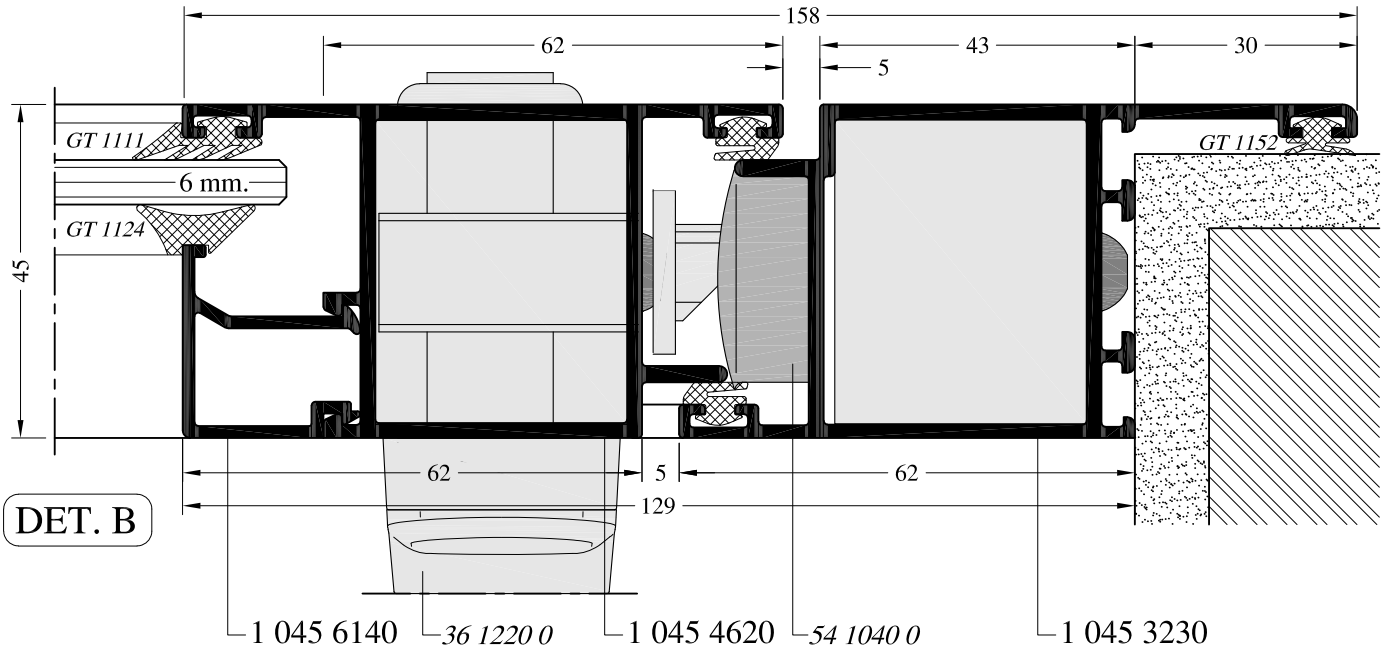
158
62
43
30
5
GT 1111
6 mm.
GT 1124
GT 1152
45
62
5
62
129
1 045 6140
36 1220 0
1 045 4620
54 1040 0
1 045 3230

DET. B

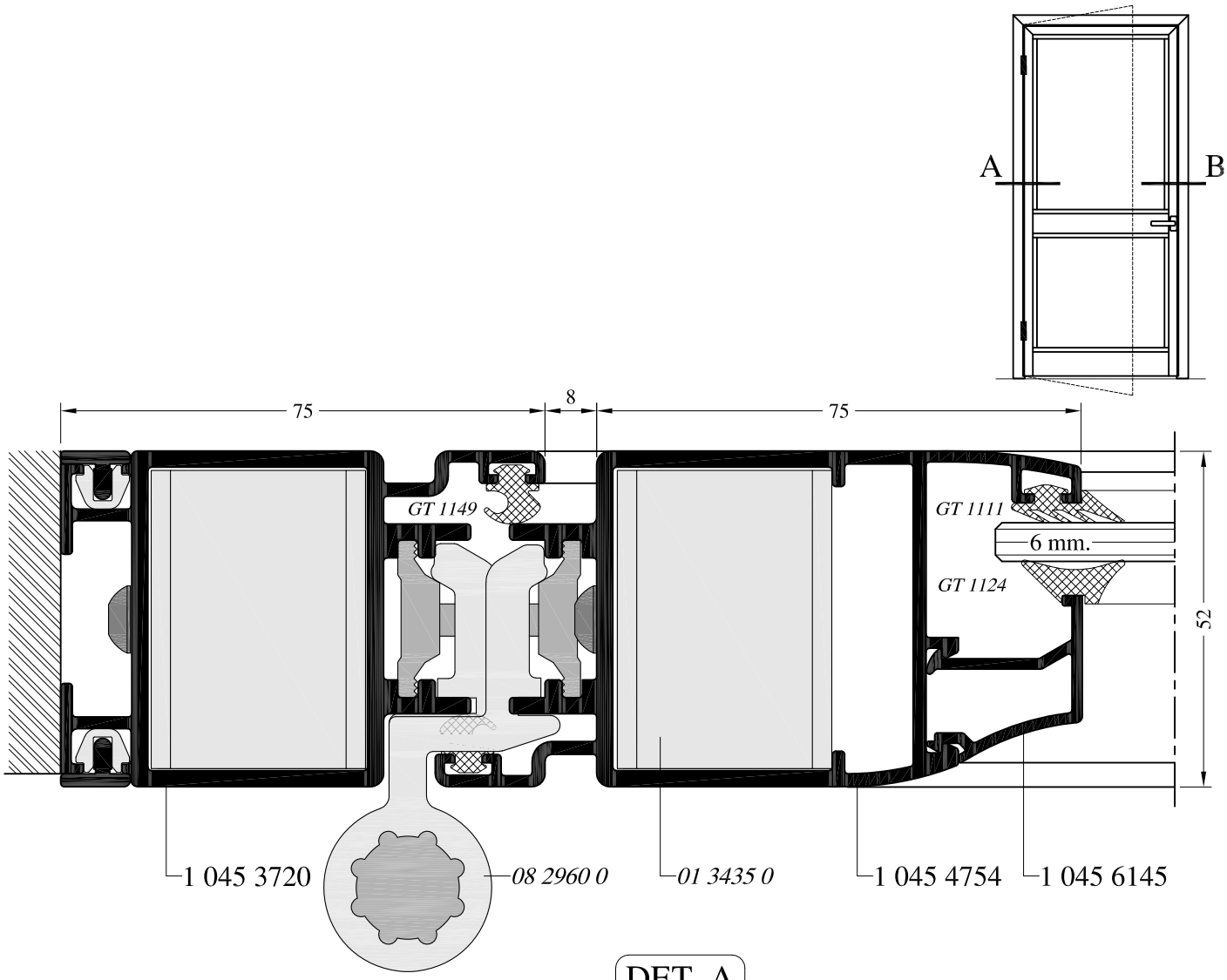
A
B
75
8
75
GT 1149
GT 1111
6 mm.
GT 1124
52
1 045 3720
08 2960 0
01 3435 0
1 045 4754
1 045 6145

DET. A

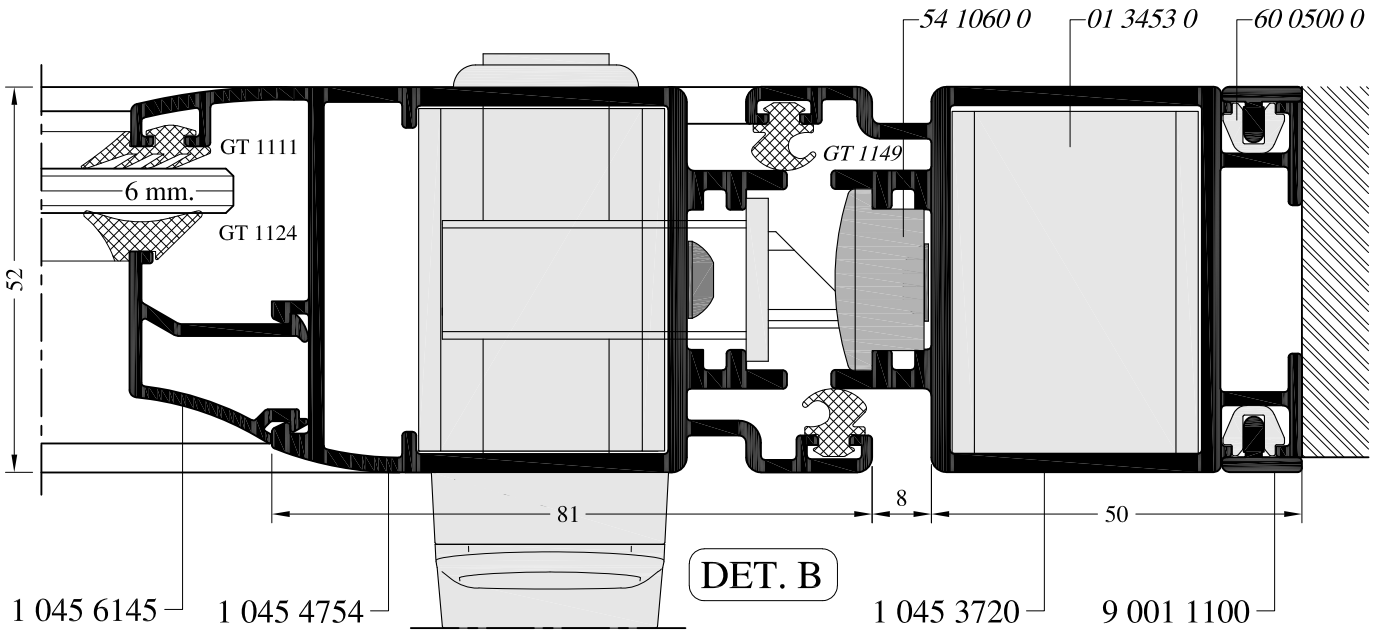
54 1060 0
01 3453 0
60 0500 0
GT 1111
6 mm.
GT 1124
GT 1149
52
81
8
50
1 045 6145
1 045 4754
1 045 3720
9 001 1100

DET. B

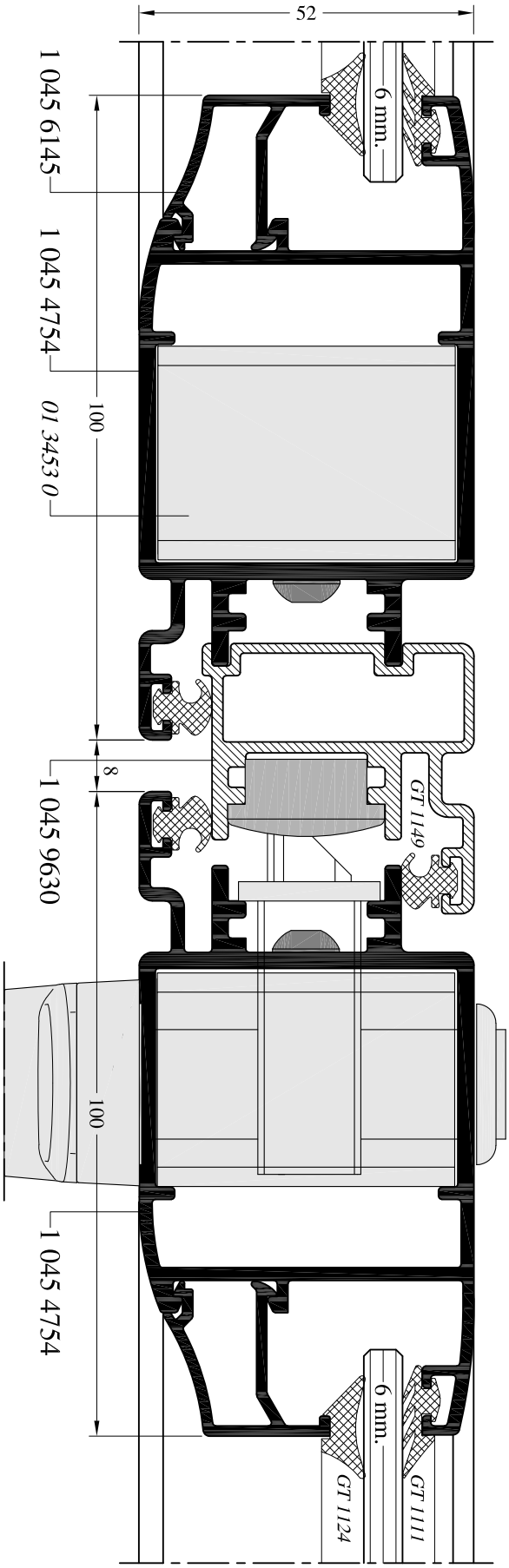
52
6 mm.
1 045 6145
1 045 4754
01 3453 0
100
8
GT 1149
1 045 9630
100
1 045 4754
6 mm.
GT 1111
GT 1124

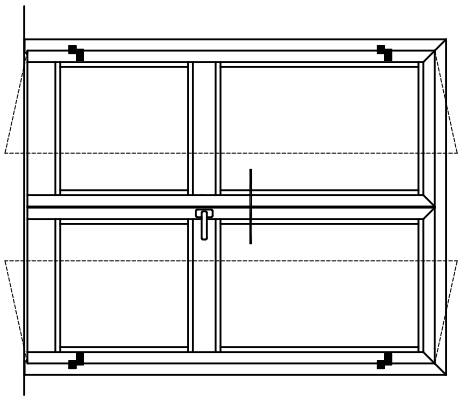

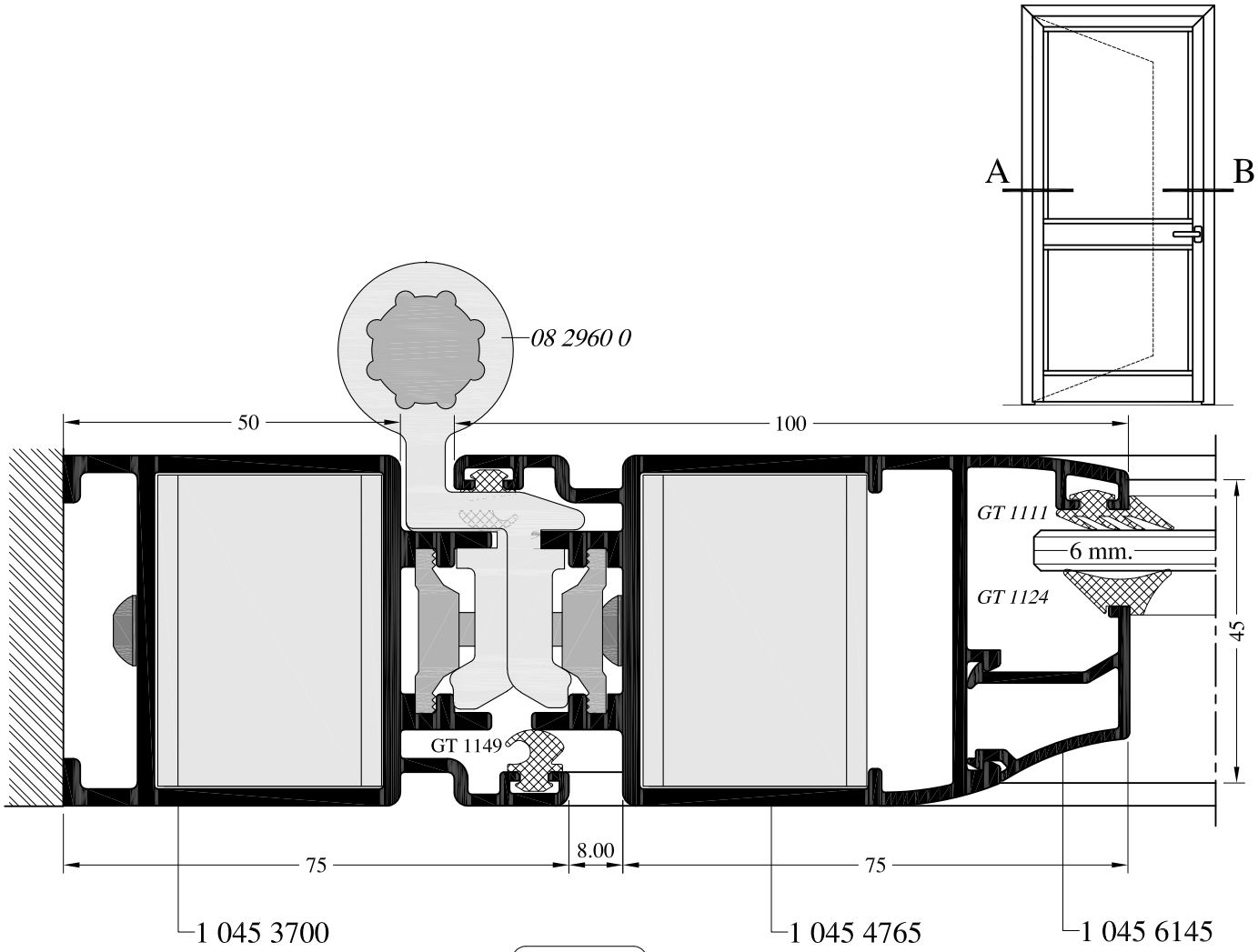
A
B
08 2960 0
50
100
GT 1111
6 mm.
GT 1124
45
GT 1149
75
8.00
75
1 045 3700
1 045 4765
1 045 6145

DET. A

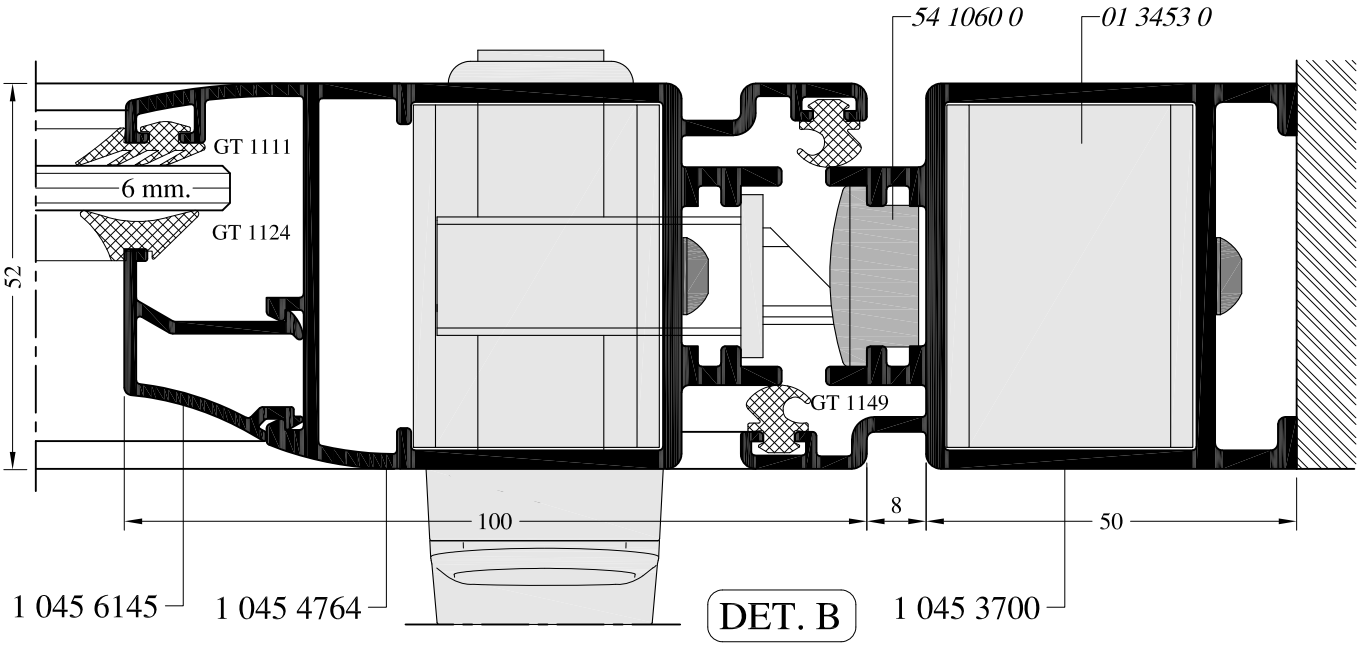
54 1060 0
01 3453 0
GT 1111
6 mm.
GT 1124
52
GT 1149
100
8
50
1 045 6145
1 045 4764
1 045 3700

DET. B

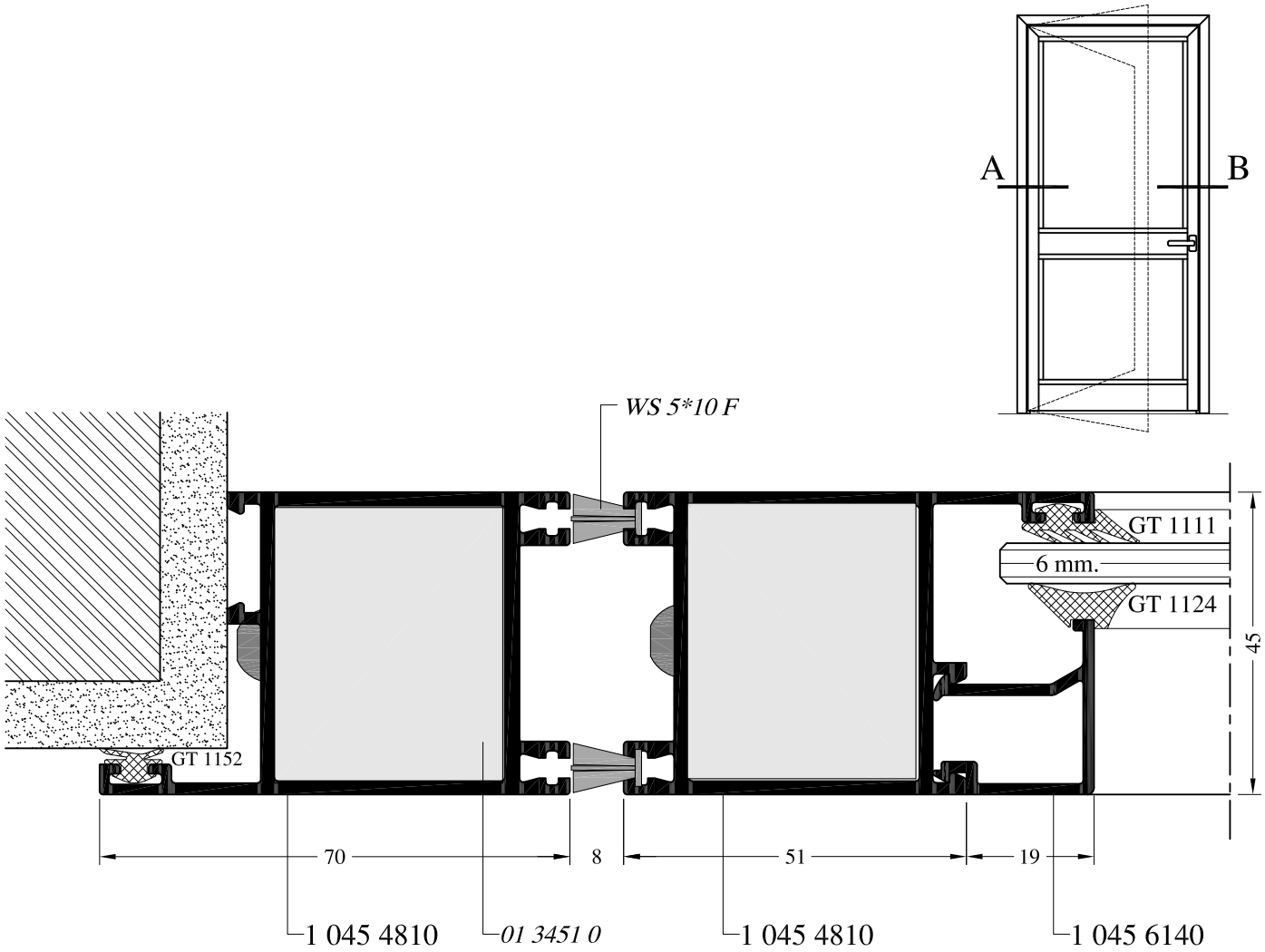
A
B
WS 5*10 F
GT 1111
6 mm.
GT 1124
45
GT 1152
70
8
51
19
1 045 4810
01 3451 0
1 045 4810
1 045 6140

DET. A

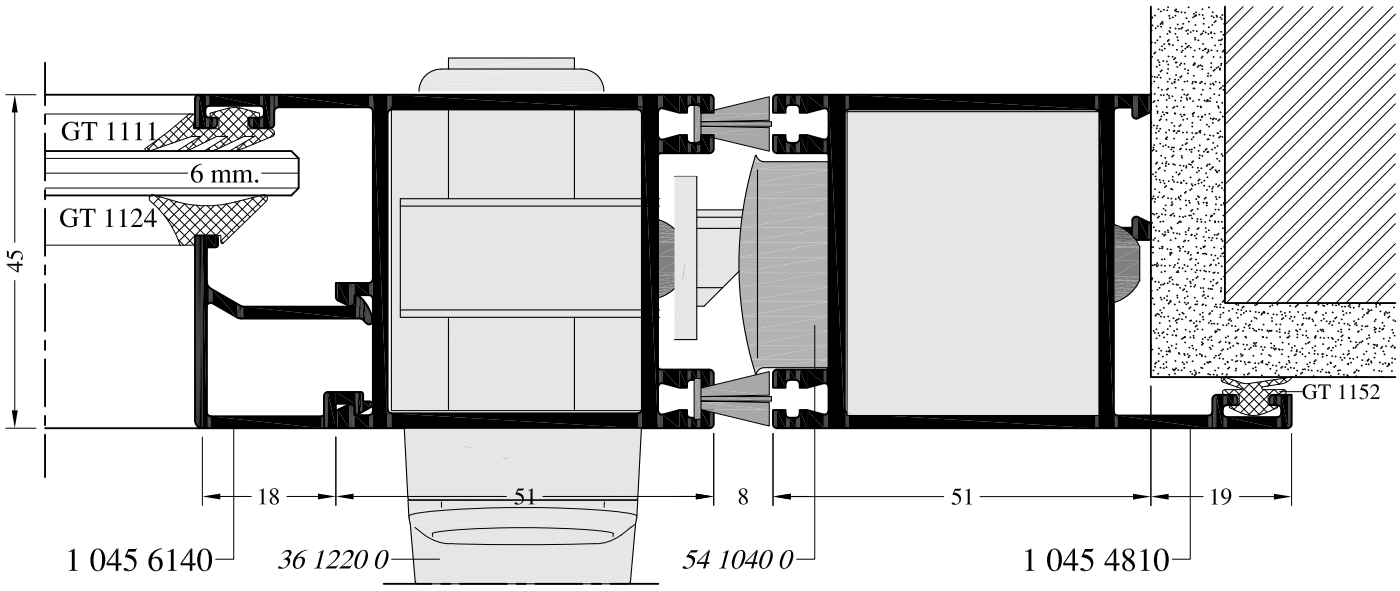
GT 1111
6 mm.
GT 1124
45
GT 1152
18
51
8
51
19
1 045 6140
36 1220 0
54 1040 0
1 045 4810

DET. B

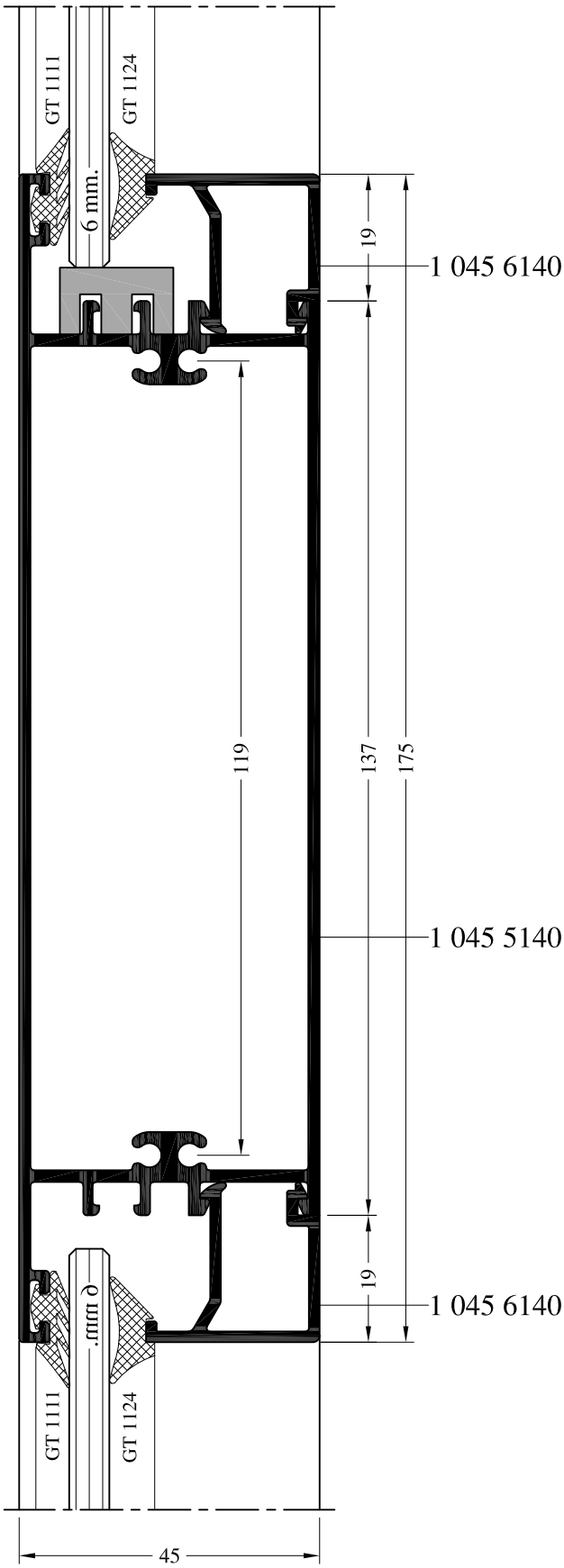
GT 1111
GT 1124
6 mm.
19
1 045 6140
119
137
175
1 045 5140
19
1 045 6140
6 mm.
GT 1111
GT 1124
45

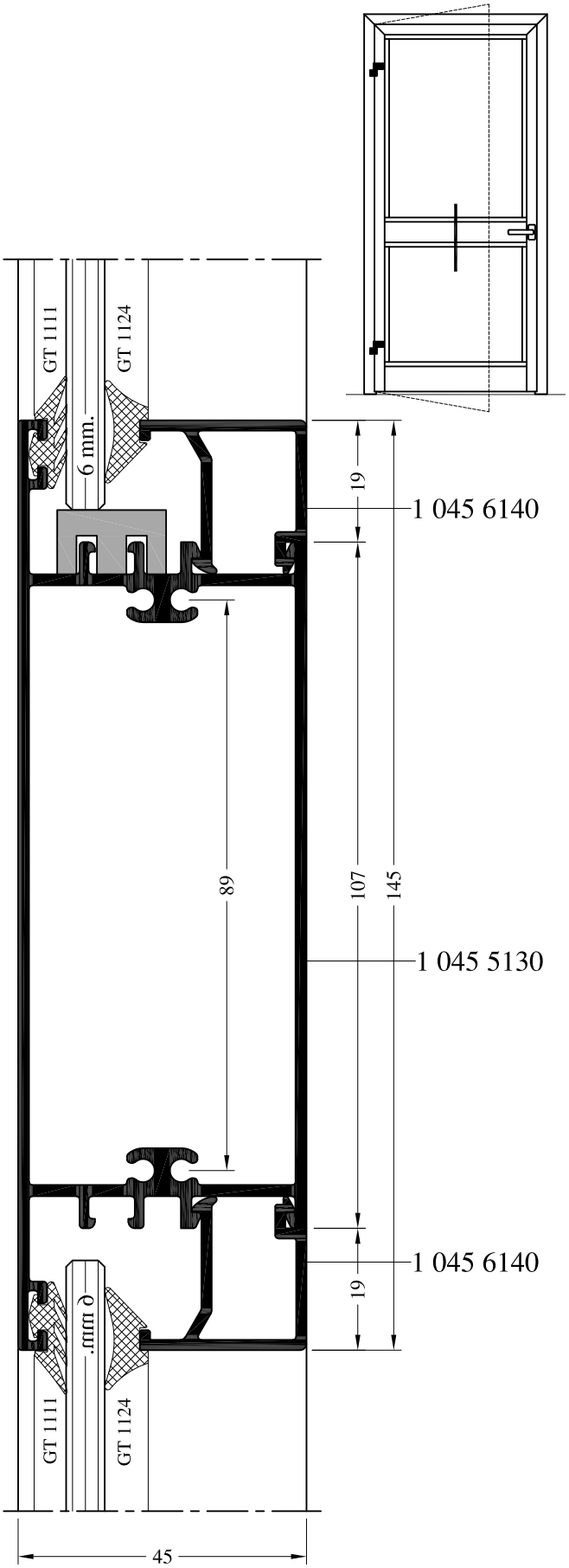
GT 1111
GT 1124
6 mm.
19
1 045 6140
89
107
145
1 045 5130
1 045 6140
19
6 mm.
GT 1111
GT 1124
45

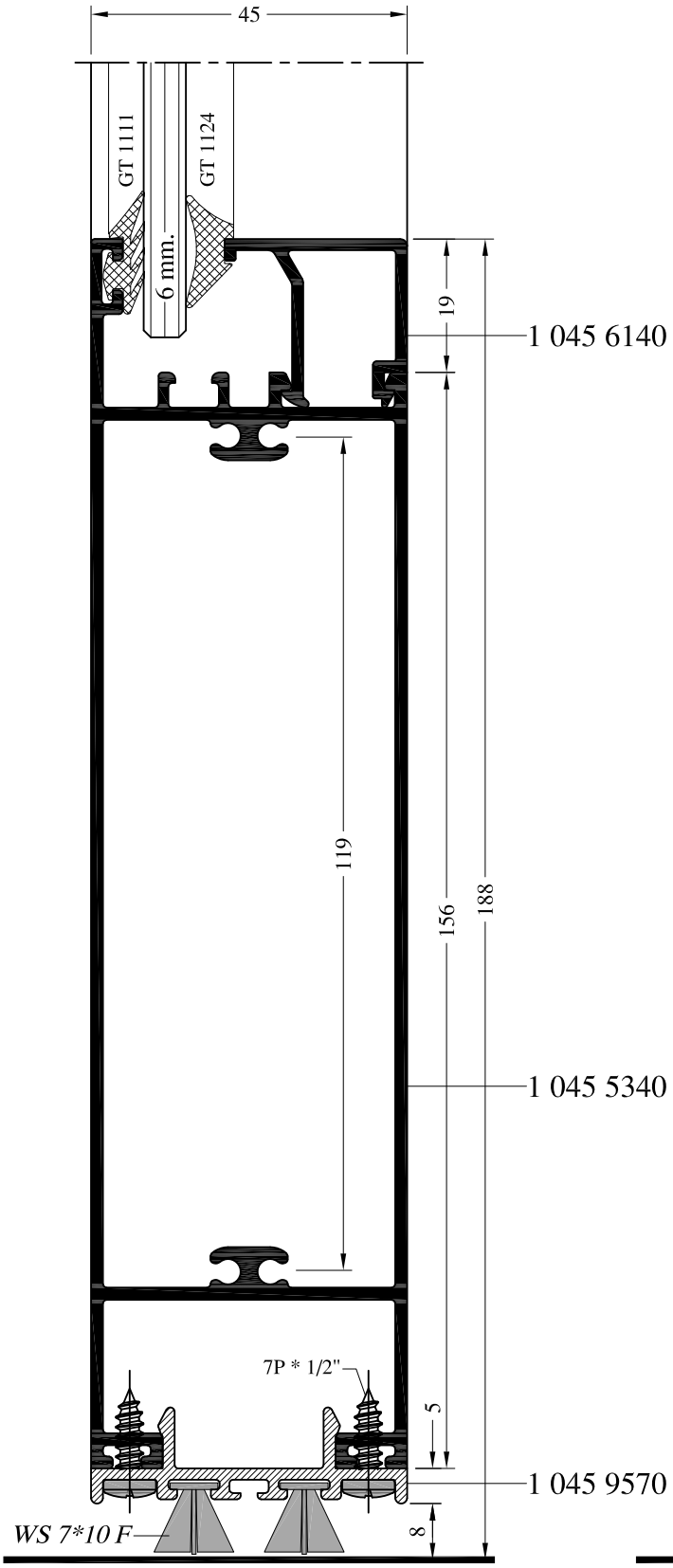
45
GT 1111
GT 1124
6 mm.
19
1 045 6140
119
156
188
1 045 5340
7P * 1/2"
5
1 045 9570
8
WS 7*10 F

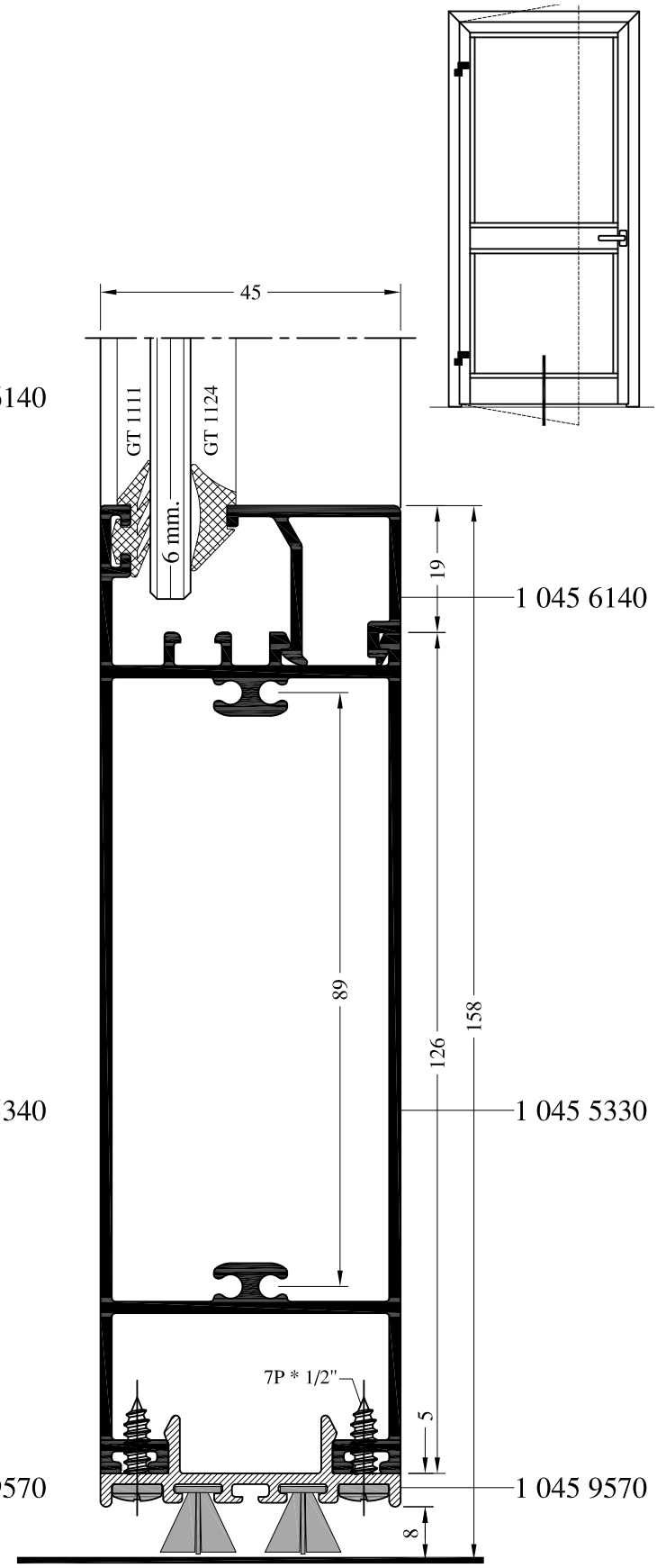
45
GT 1111
GT 1124
6 mm.
19
1 045 6140
89
126
158
1 045 5330
7P * 1/2"
5
1 045 9570
8

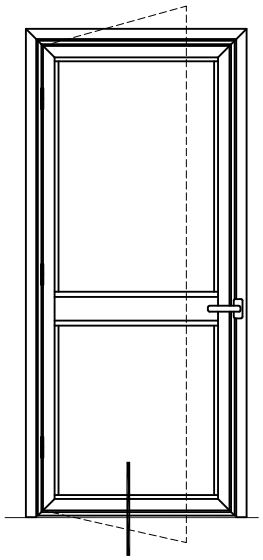

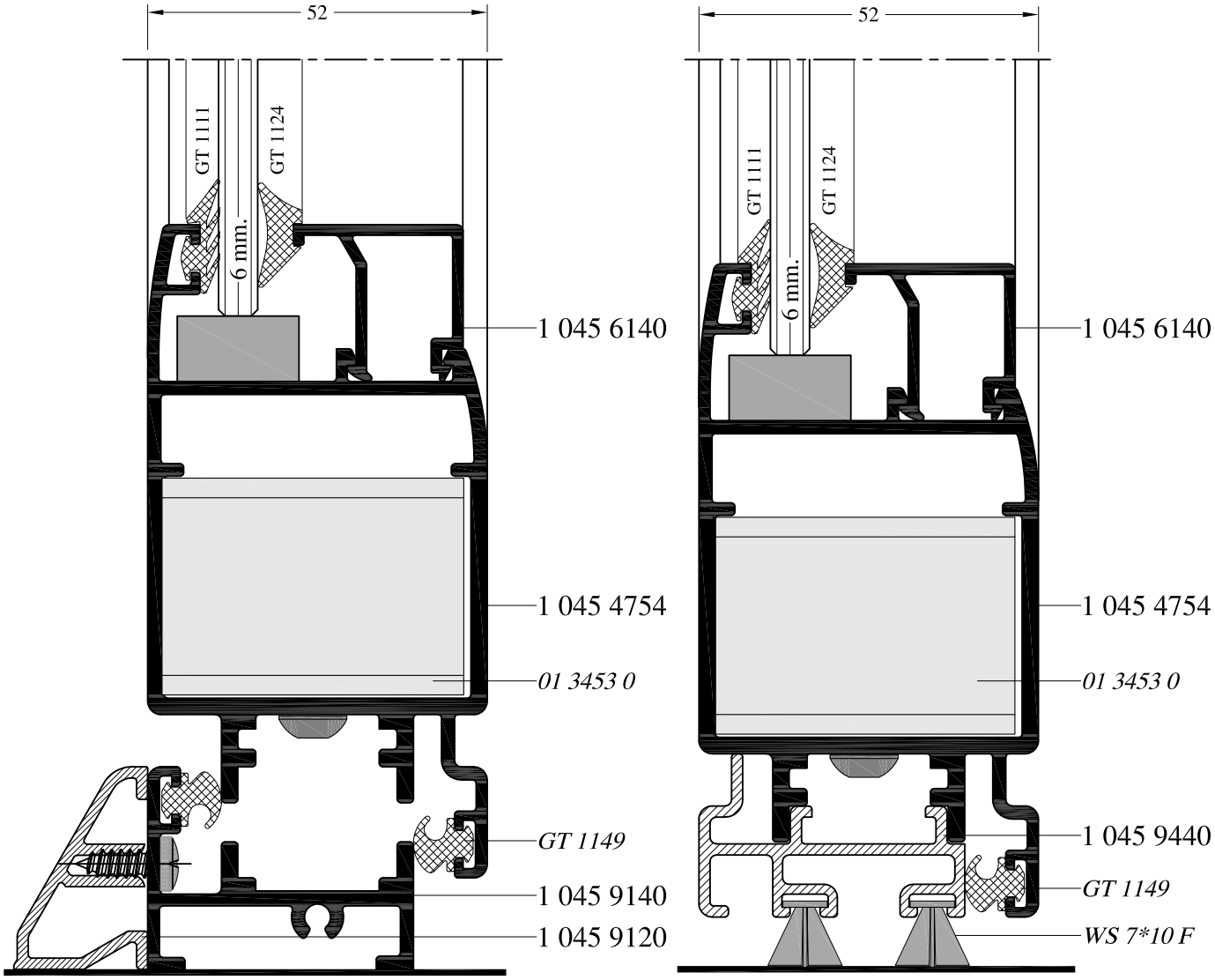
52
GT 1111
GT 1124
6 mm.
1 045 6140
1 045 4754
01 3453 0
GT 1149
1 045 9140
1 045 9120
52
GT 1111
GT 1124
6 mm.
1 045 6140
1 045 4754
01 3453 0
1 045 9440
GT 1149
WS 7*10 F

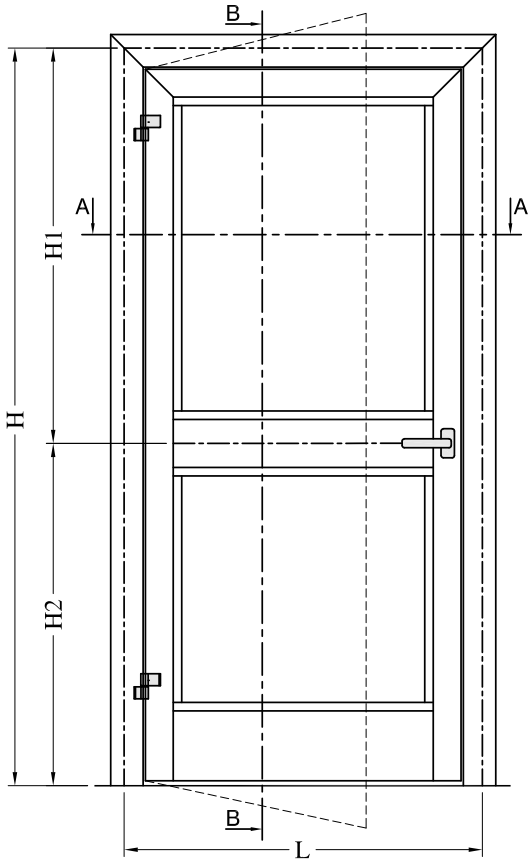

PROFILES CUTTING LIST			
FIGURE	PROF. NO	QTY.	CUTTING LENGTH
	1 045 3230	1	L + 60
		2	H + 60
	1 045 4610	1	L - 95
		2	H - 55.5
	1 045 5130	1	L - 209
	10455330	1	L - 209
	1 045 6140	4	L - 219
		2	H1 - 201
		2	H2 - 225.5
SINGLE GLASS"4-6mm"		1	L - 229
			H1 - 173
SINGLE GLASS"4-6mm"		1	L - 229
			H2 - 197.5
ALL DIMENSIONS IN mm.			

TOTAL WEIGHT			
L (m.)	X 7.15	Kg.	+
H1 (m.)	X 4.99	Kg.	+
H2 (m.)	X 4.99	Kg.	
TOTAL =		Kg.	

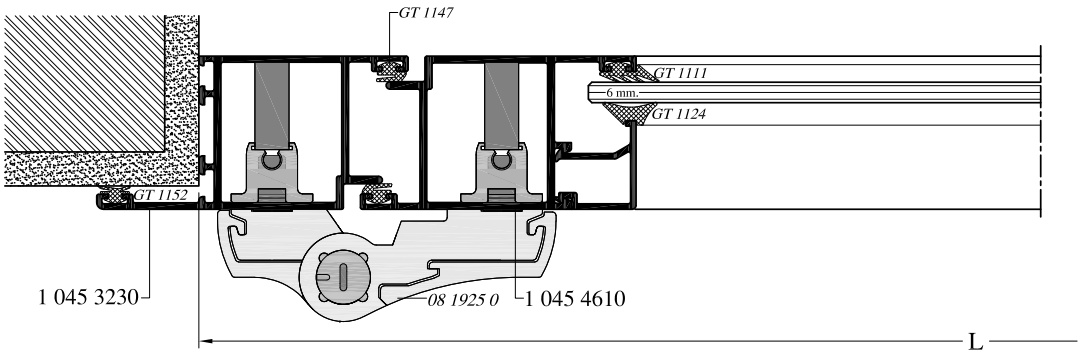

SEC A-A

ACCESSORIES LIST			
FIGURE	ACC. NO	QTY.	DESCRIPTION
	08 1925 0	2	Hinges
	01 3451 0	4	Corner Joint
	54 1040 0	1	Striker
	36 1220 0	1	Pair Of Door Handle
	FC-A1725200	1	Latch Lock 30mm
	FC-C1054280	1	Cylinder 54 (26.5/26.5)
	GT 1111	4L+2H	Glass Gasket
	GT 1124	4L+2H	Glass Gasket
	GT 1147	2L+4H	Striker Gasket
	WS 7*10 F	2L	Weather Strip

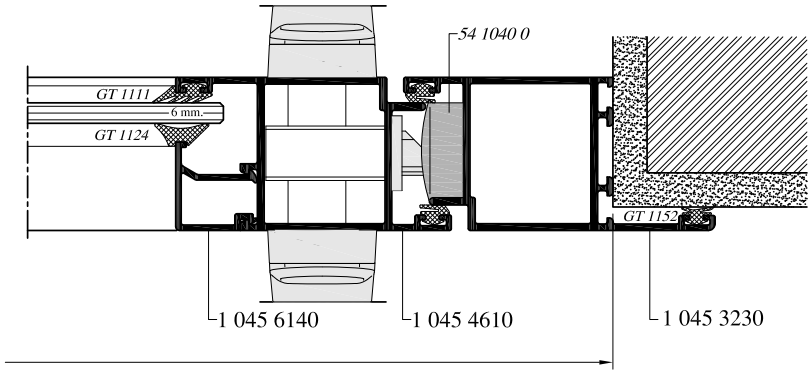

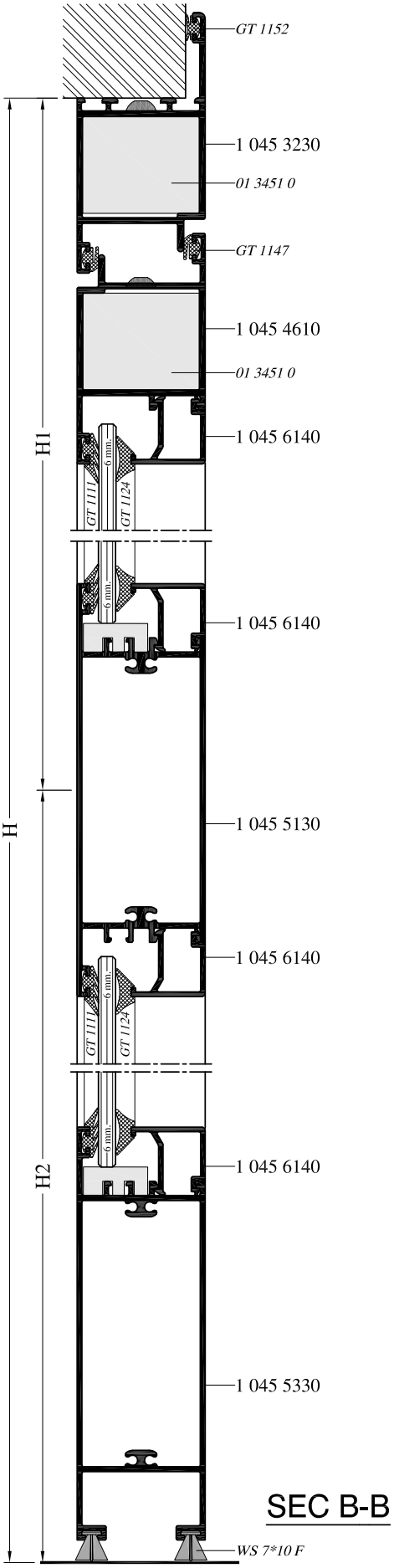

SEC B-B

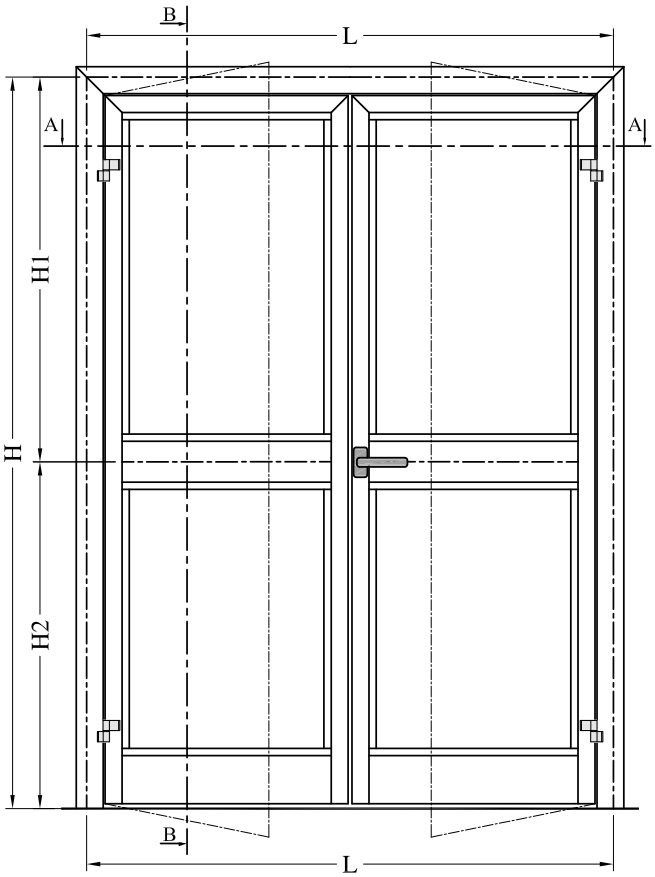

PROFILES CUTTING LIST

FIGURE	PROF. NO	QTY.	CUTTING LENGTH
	1 045 3230	1	L + 60
		2	H + 60
	1 045 4610	2	L - 100 / 2
		4	H - 60
	1 045 5130	2	L - 328 / 2
	1 045 5330	2	L - 328 / 2
	1 045 6140	8	L - 358 / 2
		4	H1 - 225.5
		4	H2 - 206
	1 045 9620	1	H- 67.5
	1 045 9570	2	L - 328 / 2
SINGLE GLASS"4-6mm"		2	L - 368 / 2
			H1 - 173
SINGLE GLASS"4-6mm"		2	L - 368 / 2
			H2 - 202
ALL DIMENSIONS IN mm.			

TOTAL WEIGHT

L (m.)	X	7.51	Kg.
H1 (m.)	X	8.34	Kg. +
H2 (m.)	X	8.34	Kg. +
TOTAL =			Kg.

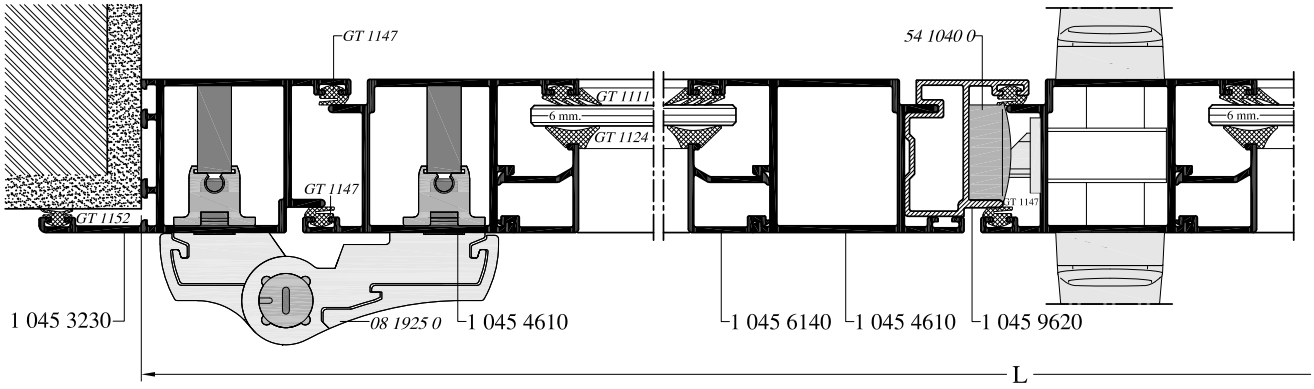

SEC A-A

ACCESSORIES LIST			
FIGURE	ACC. NO	QTY.	DESCRIPTION
	08 1925 0	4	Hinges
	01 3451 0	6	Corner Joint
	54 1040 0	1	Striker
	36 1220 0	1	Pair Of Door Handle
	FC-A1725200	1	Latch Lock 30mm
	FC-C1054280	1	Cylinder 54 (26.5/26.5)
	62 1470 0	1	Plug
	GT 1111	4L+4H	Glass Gasket
	GT 1124	4L+4H	Glass Gasket
	GT 1147	2L+6H	Striker Gasket
	WS 7*10 F	2L	Weather Strip

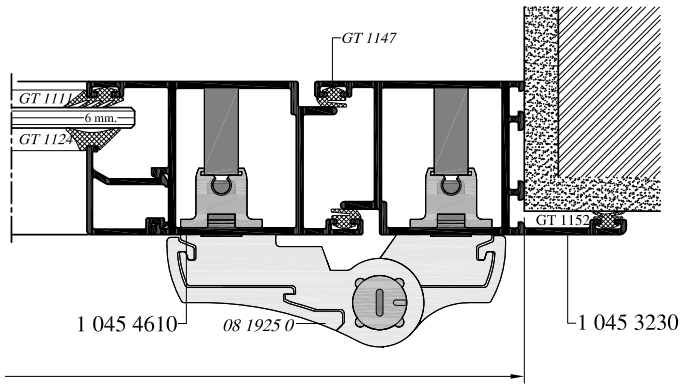

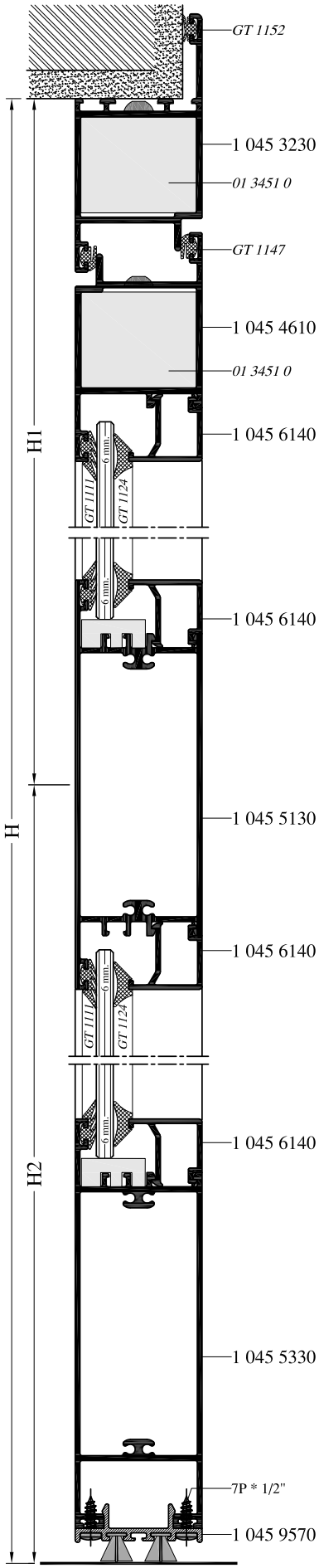

SEC B-B

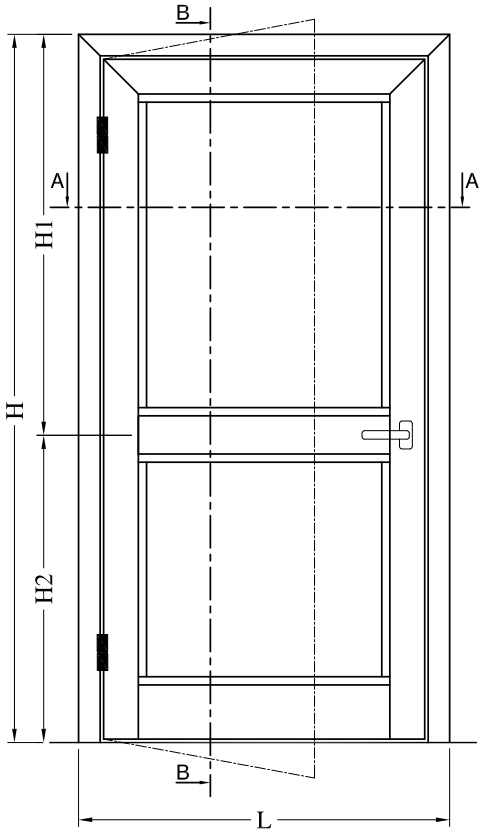

PROFILES CUTTING LIST			
FIGURE	PROF. NO	QTY.	CUTTING LENGTH
	1 045 3700	1	L
		2	H
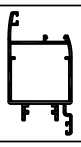	1 045 4754	2	L - 116
		4	H - 66
	1 045 5130	1	L - 268
	1 045 5330	1	L - 268
	1 045 6140	4	L - 278
	1 045 6145	2	H1 - 231
		2	H2 - 226
SINGLE GLASS"4-6mm"		1	L - 288
			H1 - 202.5
SINGLE GLASS"4-6mm"		1	L - 288
			H2 - 197.5
ALL DIMENSIONS IN mm.			

TOTAL WEIGHT				
L (m.)	X	7.89	Kg.	
H1 (m.)	X	6.59	Kg.	+
H2 (m.)	X	6.59	Kg.	+
TOTAL =			Kg.	

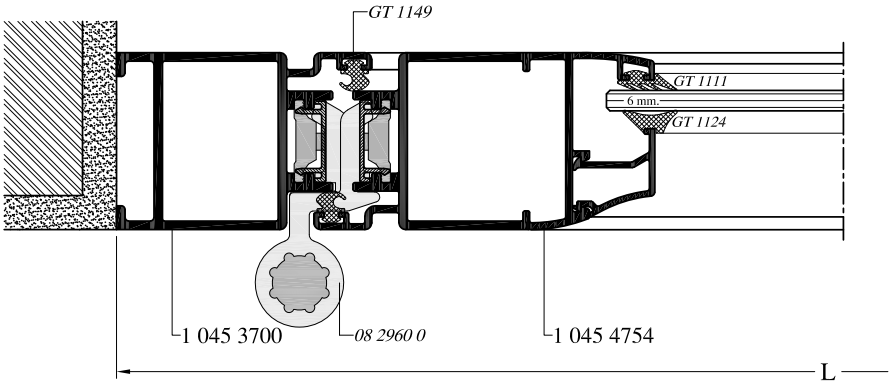

SEC A-A

ACCESSORIES LIST			
FIGURE	ACC. NO	QTY.	DESCRIPTION
	08 2960 0	2	Hinges
	01 3453 0	4	Corner Joint
	54 1060 0	1	Striker
	36 1220 0	1	Pair Of Door Handle
	FC-A1730200	1	Latch Lock30 mm
	FC-C1063280	1	Cylinder 61mm (30.5 / 30.5)
	GT 1111	4L+2H	Glass Gasket
	GT 1124	4L+2H	Glass Gasket
	GT 0149	2L+4H	Striker Gasket
	WS 7*10 F	2L	Weather Strip

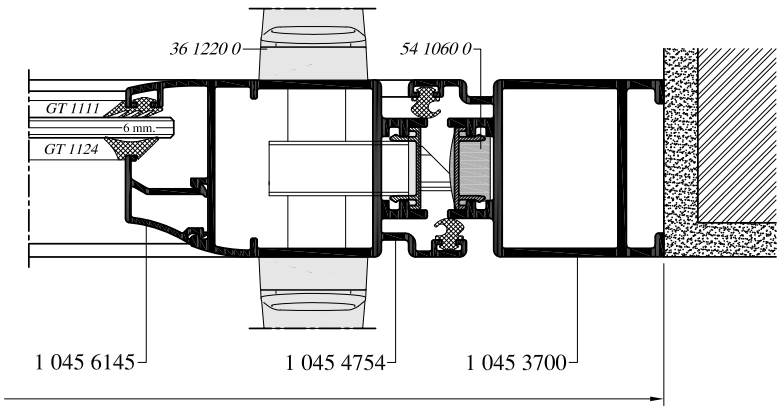

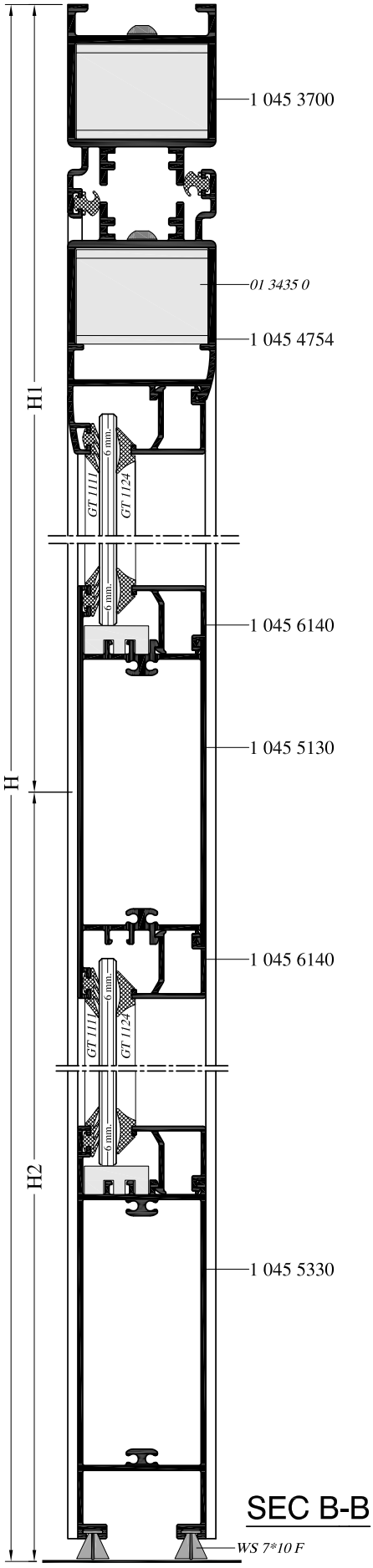

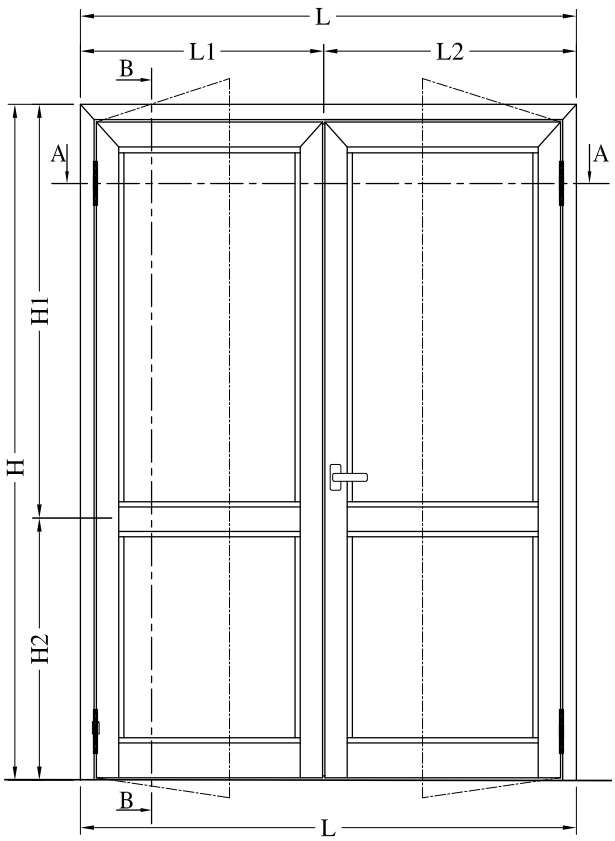

PROFILES CUTTING LIST			
FIGURE	PROF. NO	QTY.	CUTTING LENGTH
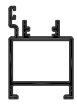	1 045 3700	1	L
		2	H
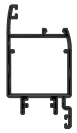	1 045 4754	2	L - 124 / 2
		4	H - 66
	1 045 5130	2	L - 428
	1 045 5330	2	L - 428
	1 045 9630	1	H - 77.5
	1 045 6140	8	L - 448
	1 045 6145	2	H1 - 231
		2	H2 - 226
SINGLE GLASS"4-6mm"		1	L - 468
			H1 - 202.5
SINGLE GLASS"4-6mm"		1	L - 468
			H2 - 197.5
ALL DIMENSIONS IN mm.			

TOTAL WEIGHT			
L (m.) X	7.89	Kg.	+
H1 (m.) X	11.25	Kg.	+
H2 (m.) X	11.25	Kg.	
TOTAL =		Kg.	

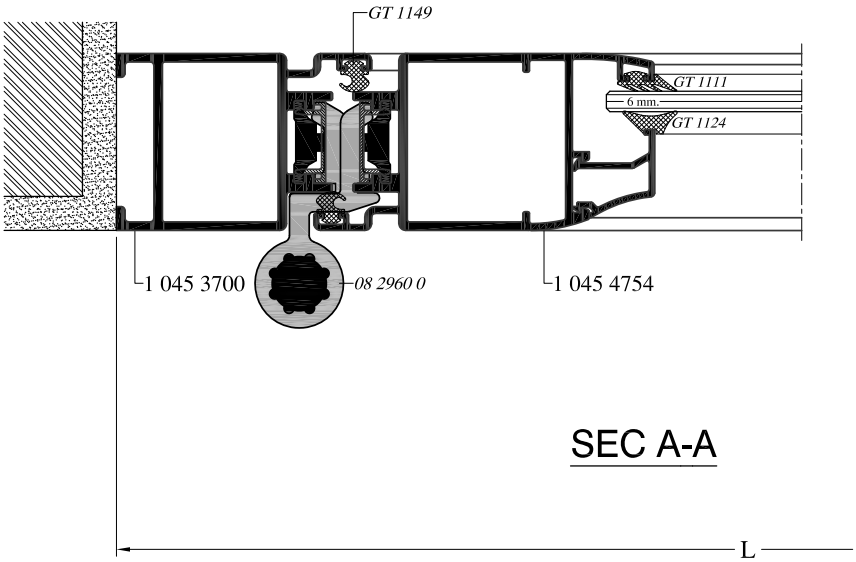

SEC A-A

ACCESSORIES LIST			
FIGURE	ACC. NO	QTY.	DESCRIPTION
	08 2990 0	*4*	*Hinges*
	01 3453 0	*6*	*Corner Joint*
	54 1060 0	*1*	*Striker*
	36 1220 0	*1*	*Pair Of Door Handle*
	Lock 30mm	*1*	*Lock*
	62 1480 0	*1*	*Plug*
	GT 1111	*4L+4H*	*Glass Gasket*
	GT 1124	*4L+4H*	*Glass Gasket*
	GT 1149	*2L+7H*	*Striker Gasket*
	*WS 7*10 F*	*2L*	*Weather Strip*

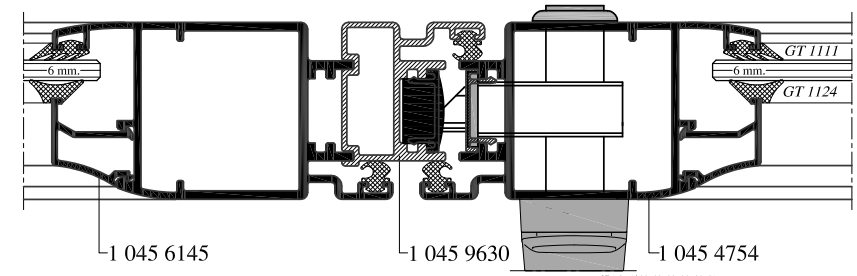

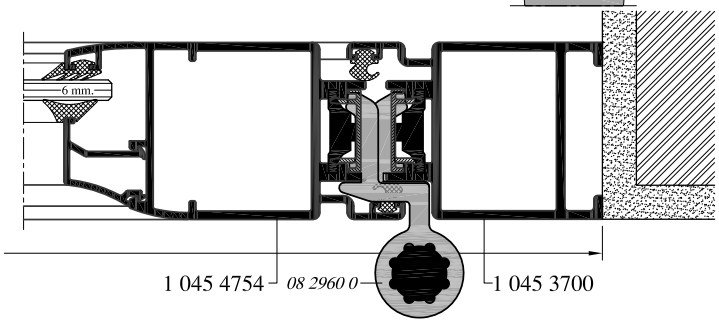

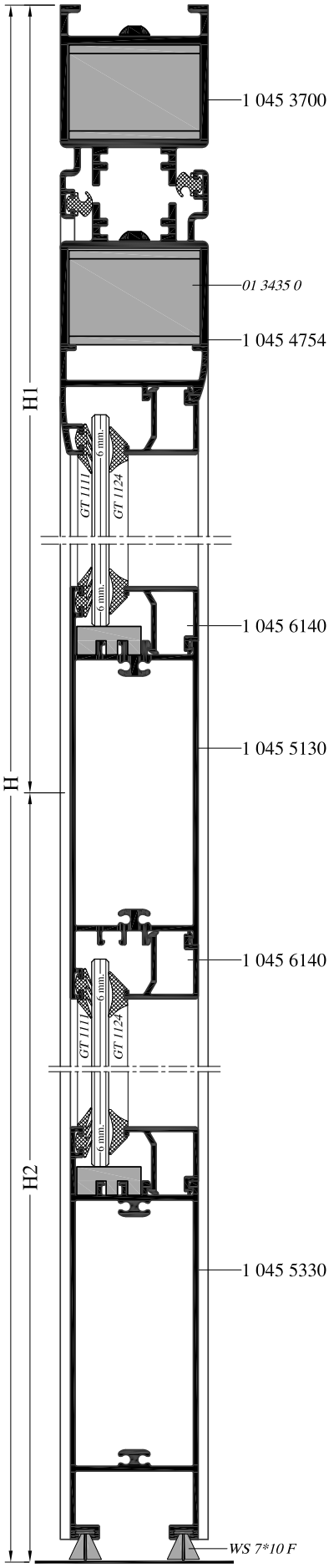

SEC B-B

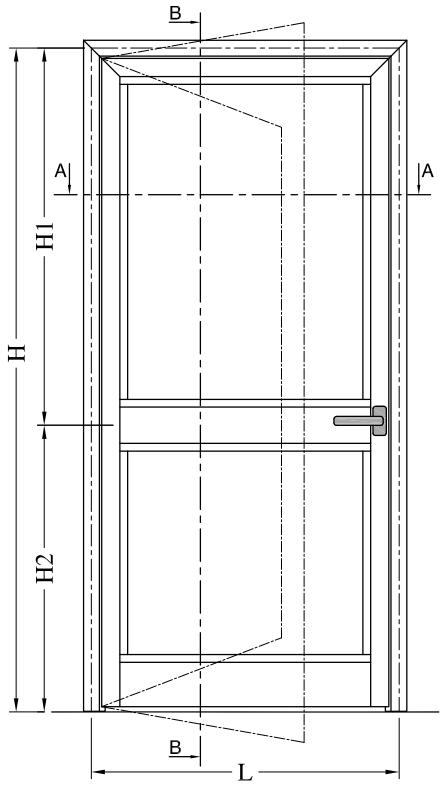

PROFILES CUTTING LIST			
FIGURE	PROF. NO	QTY.	CUTTING LENGTH
	1 045 4810	1	L + 38
		2	H + 38
	1 045 4810	1	L - 118
		2	H - 66
	1 045 5130	1	L - 210
	1 045 5330	1	L - 210
	1 045 6140	4	L - 220
		2	H1 - 225.5
		2	H2 - 231.5
SINGLE GLASS"4-6mm"		1	L - 230
			H1 - 173.5
SINGLE GLASS"4-6mm"		1	L - 230
			H2 - 197.5
ALL DIMENSIONS IN mm.			

TOTAL WEIGHT				
L (m.)	X	7.12	Kg.	+
H1 (m.)	X	4.86	Kg.	+
H2 (m.)	X	4.86	Kg.	
TOTAL =			Kg.	

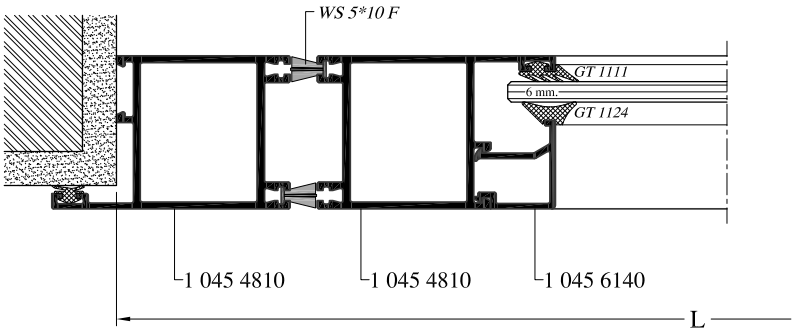

SEC A-A

ACCESSORIES LIST			
FIGURE	ACC. NO	QTY.	DESCRIPTION
	1 3451 0	4	Corner Joint
	36 1220 0	1	Pair Of Door Handle
	W 0120	1	Lock
	54 1040 0	1	Striker
	GT 1111	4L+2H	Glass Gasket
	GT 1124	4L+2H	Glass Gasket
	GT 1152	L+2H	Striker Gasket
	WS 7*10 F	2L	Weather Strip
	WS 5*10 F	2L+4H	Weather Strip

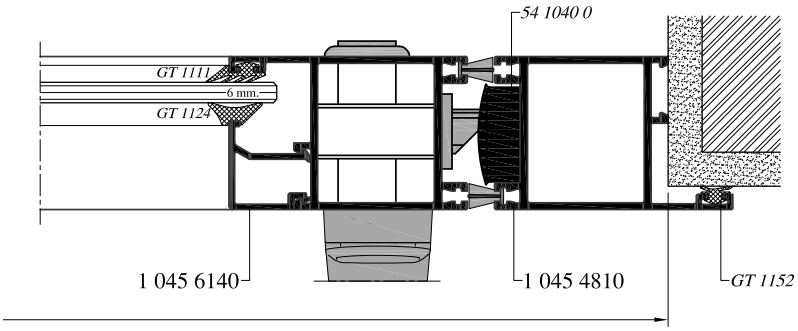

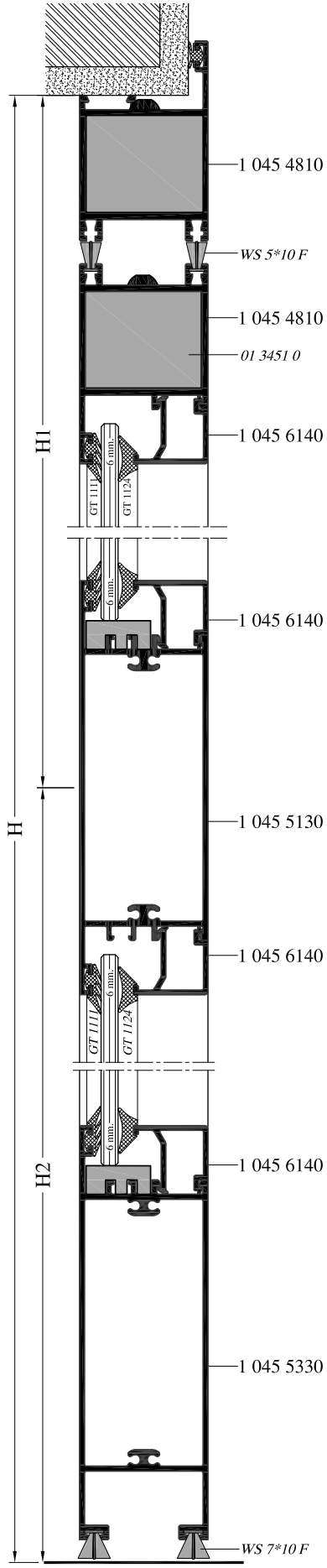

SEC B-B

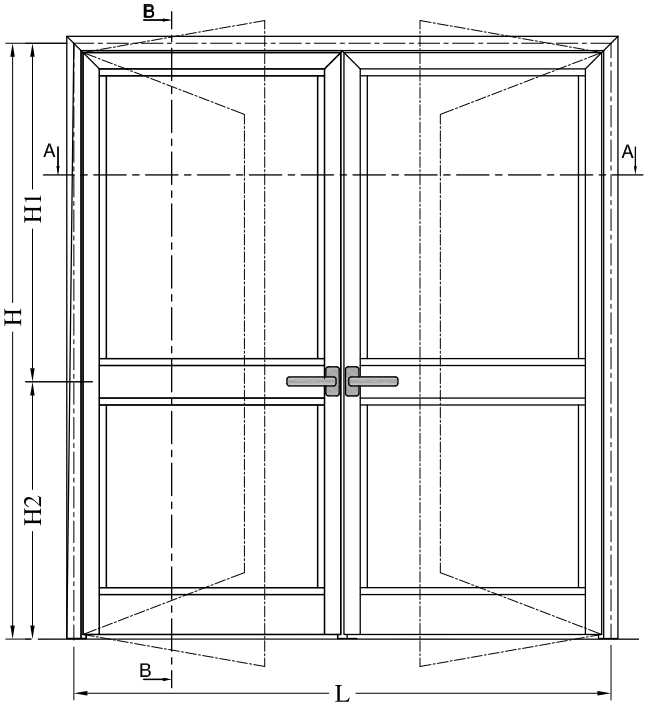

PROFILES CUTTING LIST			
FIGURE	PROF. NO	QTY.	CUTTING LENGTH
	1 045 4810	1	L + 38
		2	H + 38
	1 045 4810	2	(L - 126)/2
		4	H - 66
	1 045 5130	1	(L - 310)/2
	1 045 5330	1	(L - 310)/2
	1 045 6140	8	(L - 330)/2
		4	H1 - 225.5
		4	H2 - 231.5
SINGLE GLASS"4-6mm"		1	(L - 348)/2
			H1 - 173.5
SINGLE GLASS"4-6mm"		1	(L - 348)/2
			H2 - 197.5
ALL DIMENSIONS IN mm.			

TOTAL WEIGHT			
L (m.)	X	7.09	Kg. +
H1 (m.)	X	7.55	Kg. +
H2 (m.)	X	7.55	Kg.
TOTAL =			Kg.

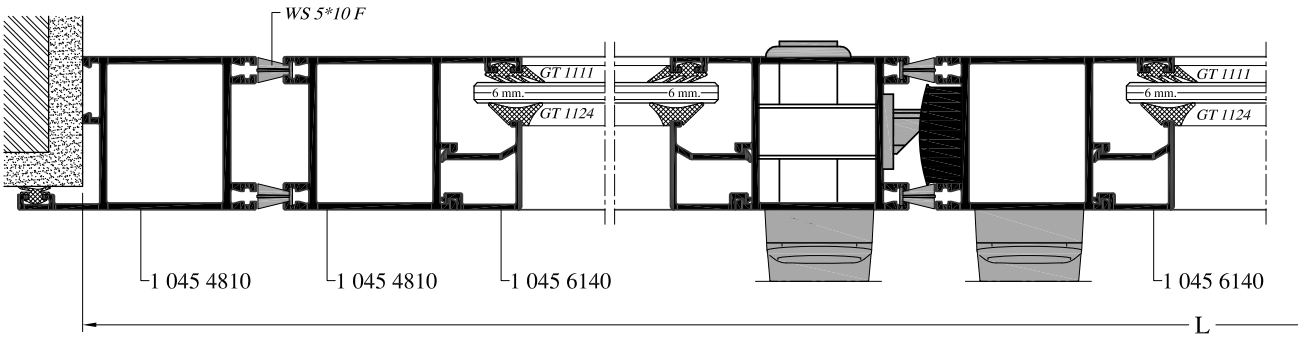

SEC A-A

ACCESSORIES LIST			
FIGURE	ACC. NO	QTY.	DESCRIPTION
	1 3451 0	6	Corner Joint
	36 1220 0	2	Pair Of Door Handle
	W 0120	1	Lock
	54 1040 0	1	Striker
	GT 1111	8L+4H	Glass Gasket
	GT 1124	8L+4H	Glass Gasket
	GT 1152	L+2H	Striker Gasket
	WS 7*10 F	2L	Weather Strip
	WS 5*12 F	2L+6H	Weather Strip

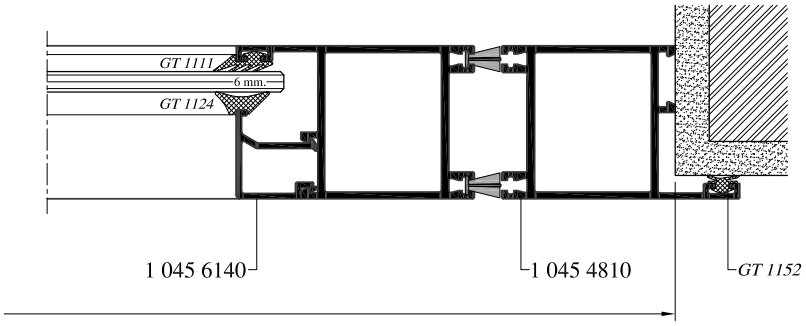

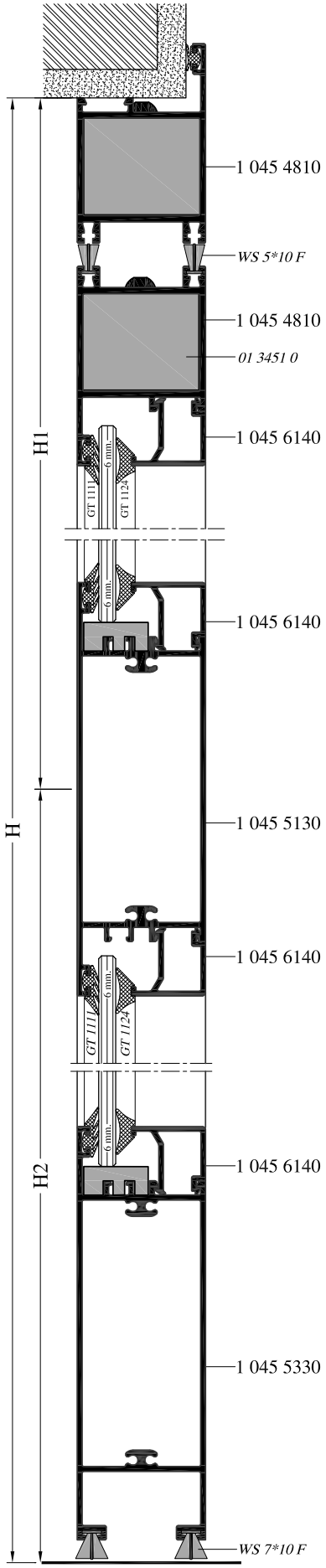

SEC B-B

All profiles are registered as the property of

Machines & Aluminium Center -2025
122, Mohiy Al-Din Abu Al-Ezz st. , Dokki , Giza. P.O Box: 329 Dokki 12411
Tel: 20 (2) 33363658 - 33363657 - 33360568+ Fax: +20 (2) 33356237
Email: info@machalum.com